




WellCat Prevention's

# WILDCAT PARTY GUIDE

*tips for hosting a safe  
and responsible party*






# BEFORE

- Attend a Wildcats ROAR! Alcohol training provided by WellCat Prevention
- Communicate with housemates and neighbors about your plans
- Set a limit on the size of the party
- Avoid open invitation, invite only those you know and trust
- Lock rooms that are off-limits to party guests and keep valuables in a safe place
- If serving alcohol, have a way to identify those who are over 21



# DURING

- Provide plenty of non-alcoholic beverages, especially water
- Serve food so guests don't drink on an empty stomach
- Plan other activities so alcohol is not the only focus of the party
- Do not serve beverages from a communal punch bowl
- Do not charge for alcohol (e.g. cover charges), or you could be fined
- Keep guests on the property, it is illegal to consume alcohol on public streets
- Stop providing alcohol to guests about two hours before the end of the party






# AFTER

- Help clean up as soon as possible, especially any trash left outside on the street
- For guests who are intoxicated, find a sober driver or call an Uber
- Make sure everyone gets home safely, you could be held responsible if an alcohol related accident happens after a party
- Never let an intoxicated guest leave the party alone or with strangers

# KEEP IN MIND



- If police arrive, stay calm and courteous
- Know the signs of alcohol poisoning and call 911 if someone is in trouble

## Know the signs of alcohol poisoning

**C**old and clammy skin

**U**nresponsive

**P**uking

**S**low breathing



**Alcohol poisoning is a medical emergency. Call 911 for emergency medical services.**