



Answering Questions

Polling!

The host computer must be able to receive your responses, but can only do so when the polling is open.

A status bar at the top of each slide shows when polling is open and the computer is ready to receive your answers

A screenshot of a presentation slide. At the top, a status bar is highlighted with a red box and an orange arrow pointing to it from the text above. The status bar contains several small icons and a red "Poll Open" button. Below the status bar, the slide has a blue background with a white question in a rounded rectangle: "What is your class standing?". Below the question is a numbered list of four options: 1. Freshman, 2. Sophomore, 3. Junior, and 4. Senior.

What is your class standing?

1. Freshman
2. Sophomore
3. Junior
4. Senior

Polling Open/Closed.

In this case, the red Polling Closed indicates that the computer is not ready to receive your answers



When the instructor is ready, Polling will be opened and is indicated by the green Polling Open status




With Polling Open, you can submit your answers with your Keypad

Ready to Answer?

The easiest way to prepare the keypad to answer questions is to press the Menu button twice

This puts you in Presentation Mode and reports the Channel number.



Multiple Choice Answers



The simplest response is the multiple choice answer.

Multiple choice can have up to 10 choices, either labeled numerically or alphabetically.

Multiple Choice Answers




If your keypad is in Presentation mode and you have the correct channel selected, all you have to do is press the number of the answer you wish to send to the receiver.

Answer 2/B

Let's say you are a Sophomore and pressed 2/B on your keypad:

Your answer will be displayed on the keypad.

The check mark indicates the answer was received properly.



Changing Your Answer

Polling Open

As long as Polling is Open, you can change your answer by pressing any other key.



Polling Closed!

Polling Closed

When polling is closed and you try to change your answer, you will be so informed!



Fill in the Blank Questions

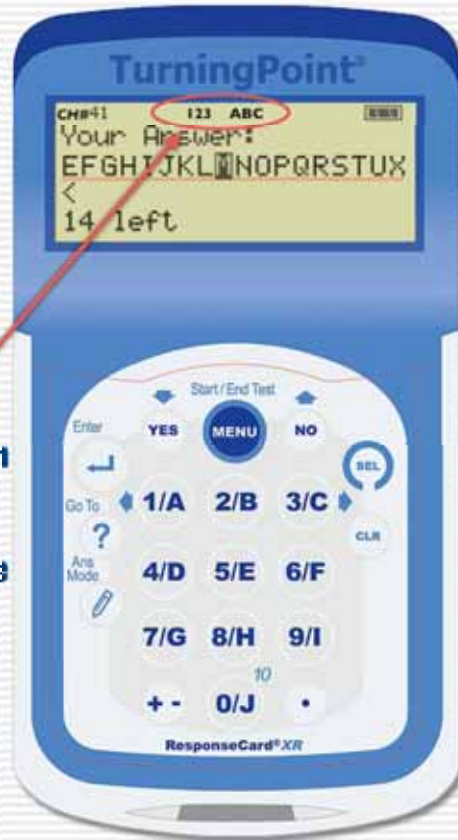
A screenshot of a TurningPoint poll interface. The question is "How many ways can you seat three people in a row?". Below the question are six permutations of three people, represented by numbered icons (1, 2, 3) in different colors. The permutations are: (1, 2, 3), (1, 3, 2), (2, 3, 1), (2, 1, 3), (3, 1, 2), and (3, 2, 1). At the bottom, a text box says "This ordering of a group of objects is called a permutation." The interface also shows a toolbar at the top with icons for "Responses" (0) and "Feedback" (0), and a green "Polling Open" button.

This is not a multiple choice question, it is asking for a numeric response. (The correct answer is 6)

Numeric Responses

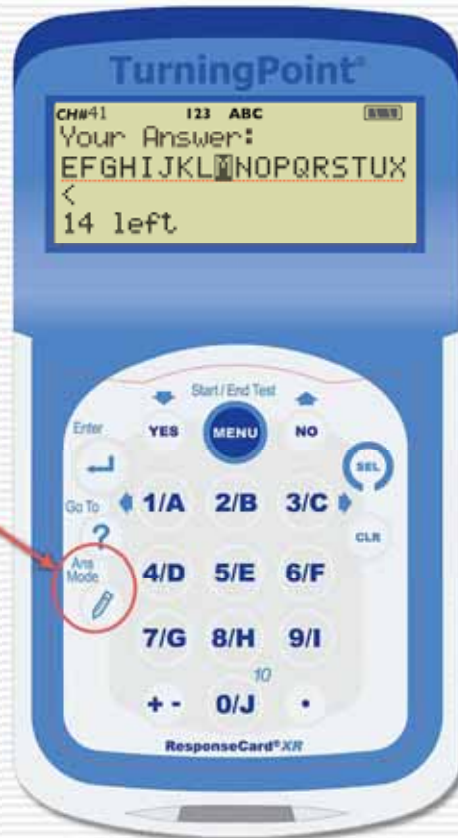
The keypad will know that this is **not** a multiple choice question and will **set** itself to allow for **text** or numeric input.

This is the default screen for alpha and numeric input. Note the status indicator at the top of the display. This indicates you can enter up to 14 letters and numbers as you did when entering your name.



Numeric Responses

Since this question is asking for a numeric answer, we can toggle between text input and numeric input by pressing the **Ans Mode** button.



Numeric Responses

In numeric input mode, the status shows only 123 and the alphabet bar disappears.

In numeric input mode, you can use the keypad to enter up to 14 characters, including the +/- sign and the decimal point.



Numeric Responses

For example, the correct answer to our question is 6.

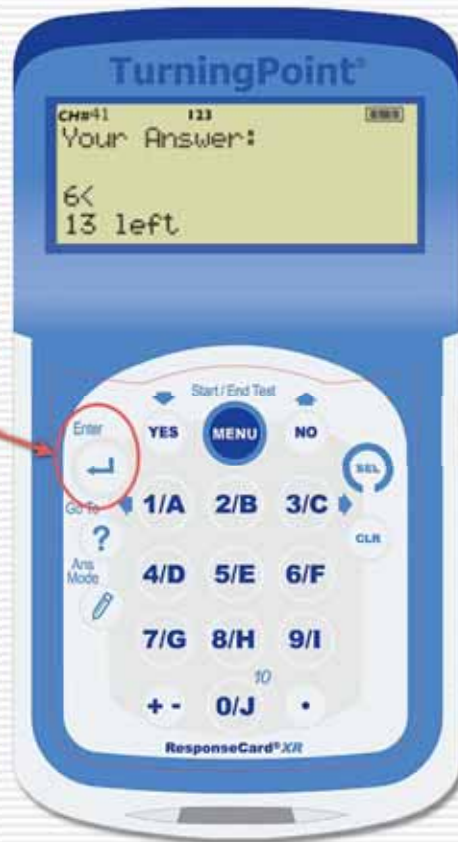
We simply press 6 on the keyboard and the display is updated.



Sending the Response

Unlike multiple choice, the answer is not automatically sent to the receiver.


You MUST press Enter to send your answer.



Confirming the Response

Once you press Enter, your answer will be displayed on the keypad.

Again, the check mark indicates the answer was received properly.



Fill in the Blank Questions



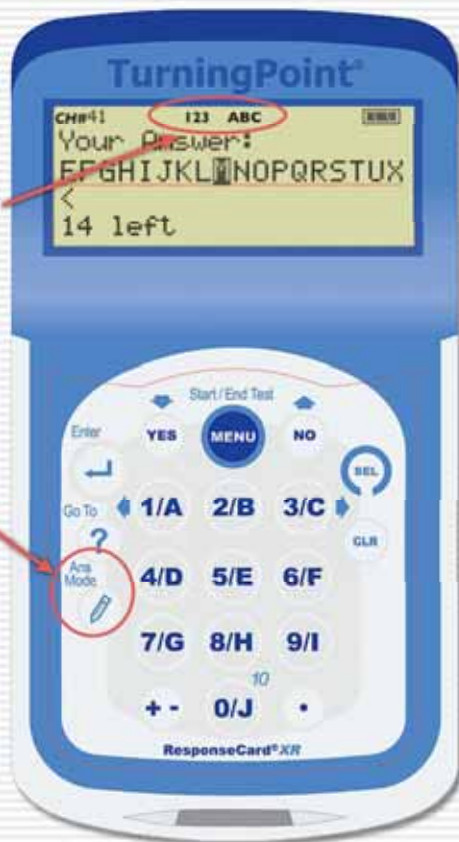
This question is asking for a text response. You probably won't see many of these, as it takes some time to enter the answer on the keypad.

(The correct answer is cryptography)

Text Responses

When a text response is required, you will see this status indicator that shows the keypad is ready to enter text.

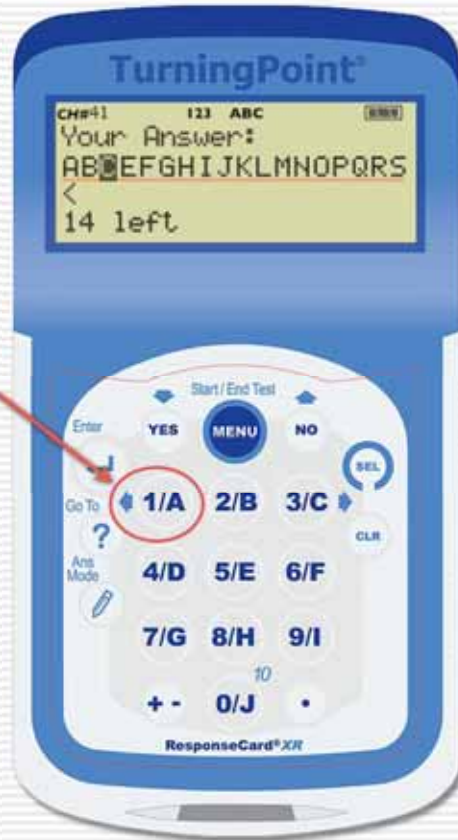
Remember that you can toggle between numeric and text mode by pressing Ans Mode



Text Responses


So we want to enter
the correct answer
which is:
"CRYPTOGRAPHY"

We press the left arrow
until the C is highlighted



Entering the First Letter

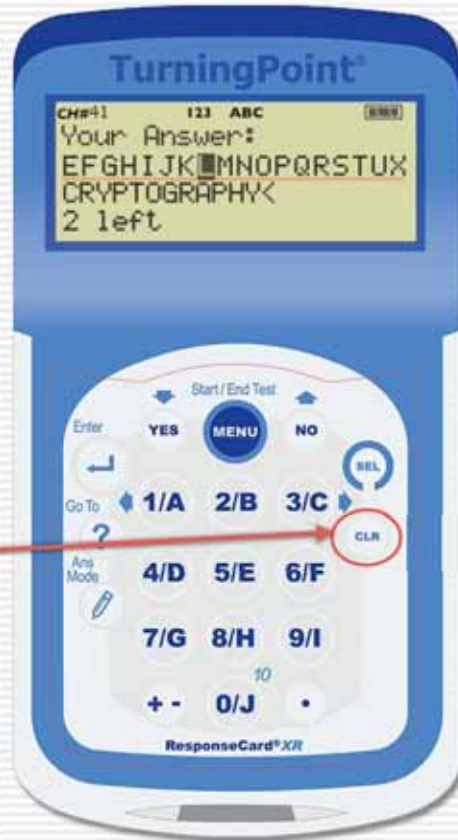
With the C
highlighted, press
the SEL button to add
it to your answer



Making Corrections


Use the left and right arrows to continue spelling the answer

Use the CLR button to backspace and make corrections



Sending the answer

When you are done, press the Enter button



Confirming the Response

Once you press Enter, your answer will be displayed on the keypad.

Again, the check mark indicates the answer was received properly.

Polling Open

Remember that if polling is still open, you can change your answer.

