

New Chairs Presentation

August 19, 2002



**All You Ever Wanted to Know
about Budgets and Were Afraid
to Ask**

Arno J. Rethans

Vice Provost for Planning and Resource Allocation

Presentation Outline



- Sources of Operating Funds
- Drivers of Operating Funds
- Allocation of Operating Funds
 - ✓ Overall Process
 - ✓ To Academic Affairs
 - ✓ 02-03 CSU Chico
 - ✓ 02-03 Academic Affairs
 - ✓ AA to Units
 - ✓ Units to Departments
- Questions and Answers

Sources of Operating Funds



- General Funds (State Appropriations)
- Lottery (State Appropriations)
- Continuing Education (Auxiliary Enterprises)
- Grants and Contracts (Research Foundation)
- Advancement (University Foundation)

Drivers of Operating Funds



General Funds

(State Appropriations)

Lottery

(State Appropriations)

are

enrollment (FTES)

driven

Drivers of Operating Funds



Continuing Education

(Auxiliary Enterprises)

(Summer Session; Special Session; Open University; Non-credit Programs; Conferences; Workshops;
Distance Education Initiatives = Satellite Network, Two-way TV; On-line; Video-streaming)

is

enrollment (FTES)

and unit/faculty interest

driven

Drivers of Operating Funds



Grants and Contracts

(Research Foundation)

are

faculty and staff

driven

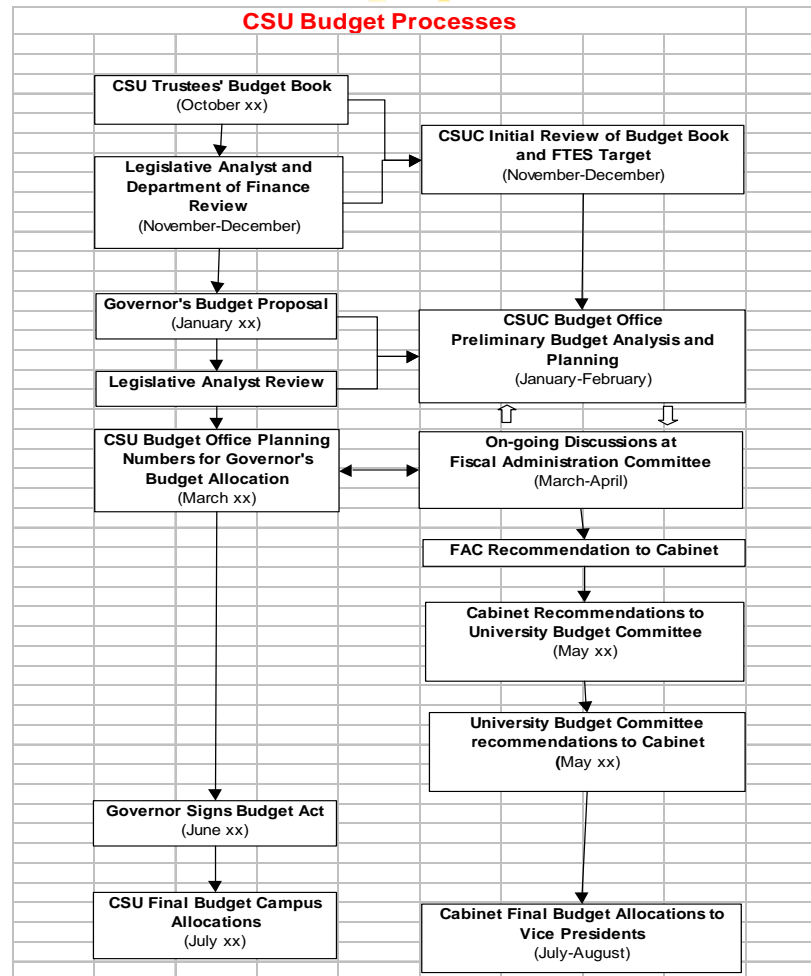
Drivers of Operating Funds



Advancement
is
university and unit
driven

(University Foundation)

Allocation of Operating Funds Overall Process



Allocation of Operating Funds

2002-03 CSU Chico

2002-2003 Campus Budget Plan Increases:

Enrollment Target	14,585
YRO Enrollment (Summer 2002)	240
Targeted Growth	95
Marginal Cost for enrollment per FTES	\$ 7,715
Financial Aids set-aside per FTES	409
Instructional Equipment per FTES	---
Campus Enrollment Allocation	\$ 2,447,510

Source: CSU Preliminary Final Budget Allocations

Allocation of Operating Funds

2002-03 CSU Chico

2002-2003 Campus General Fund Budget:

Baseline Increases	\$	5,239,664
Baseline Reductions		<u>(3,440,600)</u>
Net New Funding	\$	1,799,064
Less Mandated Cost Increases:		
Compensation and Benefits	\$	2,035,000
Student Financial Aid		229,504
Utility and Risk Pool Premiums		602,710
New Space Funding (Yolo Hall)		<u>432,000</u>
	\$	3,299,223

*Source: CSU Preliminary Final Budget Allocations,
CSUC Budget Planning Summary*

Allocation of Operating Funds

2002-03 CSU Chico

2002-2003 Campus General Fund Budget:

Net New Funding	\$	(1,500,159)
------------------------	-----------	--------------------

Distribution by Officer:

Provost	\$	(1,187,750)
VPBF		(198,676)
VPUASA		(113,733)

*Source: CSU Preliminary Final Budget Allocations,
CSUC Budget Planning Summary*

Allocation of Operating Funds

2002-03 Academic Affairs

To address a multi-year budget crisis, Academic Affairs:

- Adopted “Principles for Reduction”
- Planned for a 5% base reduction in each unit using “template”

**Proposed Candidates for Academic Affairs Budget Reduction
AY 2002-2003**

Reduction Scenario: 5% = \$ 4,549,230 + (estimate)

	Description	Estimated Net \$\$	Base/One-Time	Timing of Savings (One-time, -1yr, +2yr)	Effect on FTEs	Effect on Quality of Learning Environment	Complexity of Implementation	Complexity of Restructuring	Availability of Alternative Source of Funding
1.									
2.									
3.									

Allocation of Operating Funds

AA to Units

Allocation of Funds within Academic Affairs is a function of:

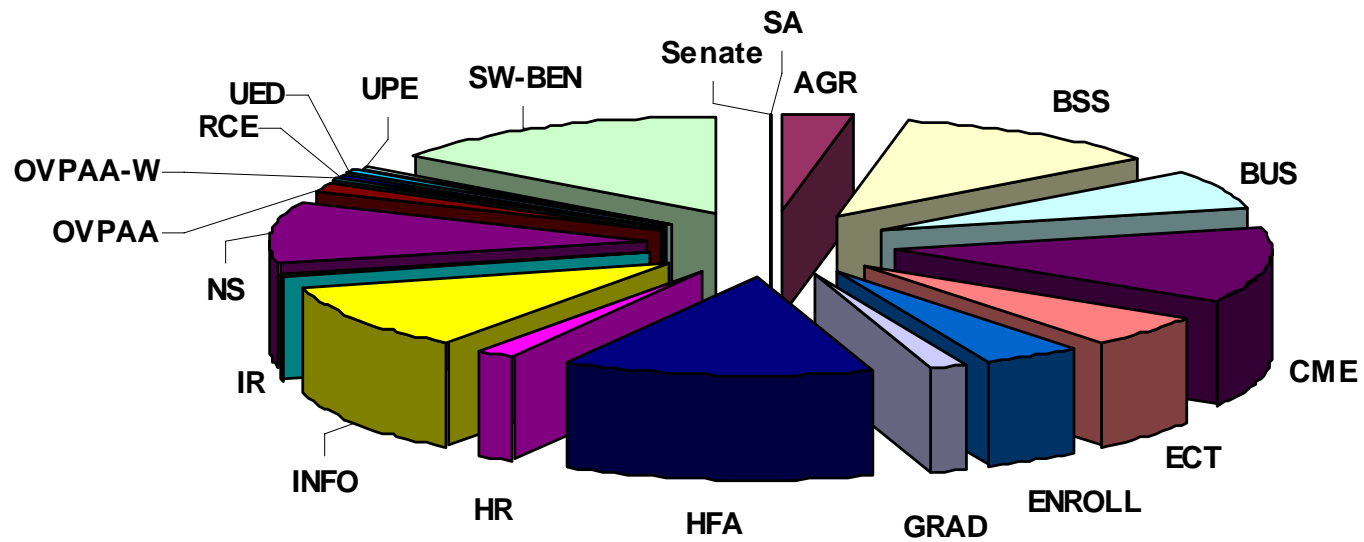
- Unit Historical Performance (FTES, SFR, WTUs) (*Base*)
- Unit Performance on Goals to the Unit (*Performance-Based*)
- AA Collective Goals (*Performance-Based / One Time*)
- Legislative and CSU Mandates

Allocation of Operating Funds

AA Base to Units

Academic Affairs Base Allocations 2001- 02

\$ 89,294,449.00



Allocation of Operating Funds

AA Performance-Based to Units

Allocation of Strategic Funds within Academic Affairs is a function of:

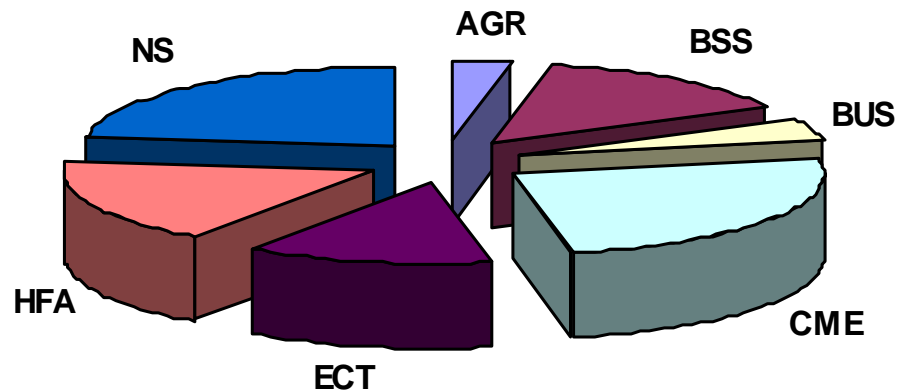
- Meeting of FTES Targets
- Use of Previous Strategic Allocations
- Percent Completion of Annual Goals (Unit and Collective)
- Faculty and Staff Development
- Progress on Assessment Plans
- Percent of Faculty in Grants and Contracts
- College/Department Development Efforts
- New Program Development / Use of Information Technology

Allocation of Operating Funds

AA Performance-Based to Units

SBA Performance Based Allocations 2001-02

Colleges: \$707,500

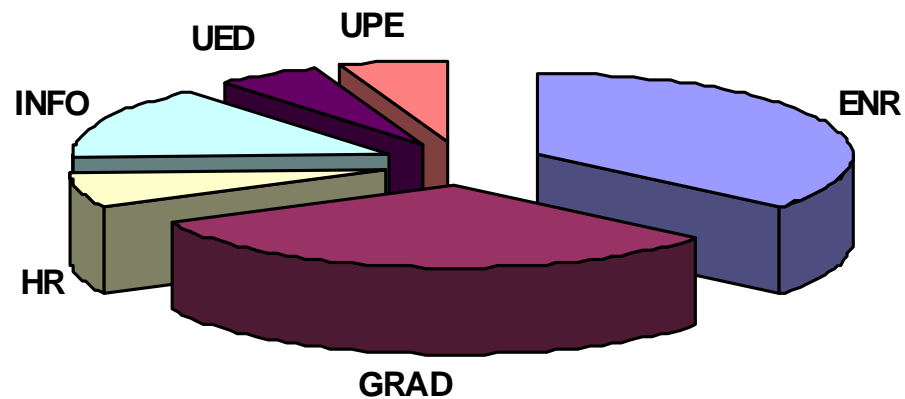


Allocation of Operating Funds

AA Performance-Based to Units

SBA Performance Based Allocations 2000-01

Support Units: \$102,000



Allocation of Operating Funds

AA Goals Funding to Units

Collective Goals for 2002 – 2003:

- Promote and Implement U. Alcohol and Drug Policy
- More Effective Schedules to Improve Time to Completion
- “Campaign for Excellence” fee program
- Prepare for WASC Reaccreditation
- Streamline RTP Process
- Mentor New Faculty; Develop Faculty and Staff
- Develop New Vision for Academic Technology
- Develop Plan for Development within AA
- Curriculum Management (Major and GE)

Allocation of Operating Funds

Units to Departments



Academic Affairs provides each unit with base and one-time budgets. Allocation of these funds within units varies considerably across units. We suggest you discuss with your Dean.

Questions and Answers

