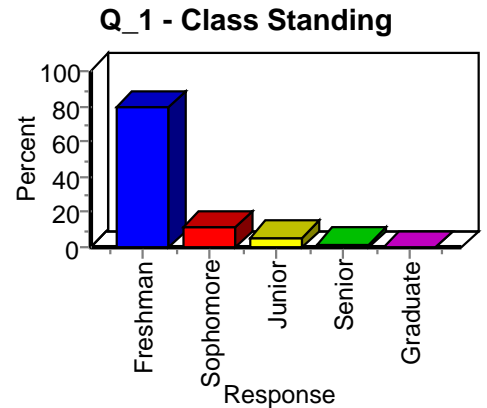


Chico - Student Housing Survey

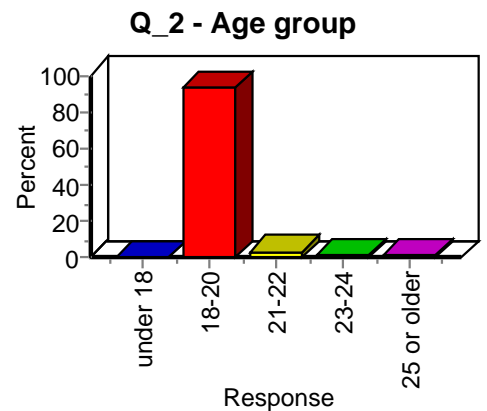
Item Analysis: 1. Based on the number of academic units you have completed, what is your present class level:

Label	Value	Frequency	Percent
Freshman	1	147	79.03
Sophomore	2	23	12.37
Junior	3	11	5.91
Senior	4	4	2.15
Graduate	5	0	0.00
Total Valid		185	100.00



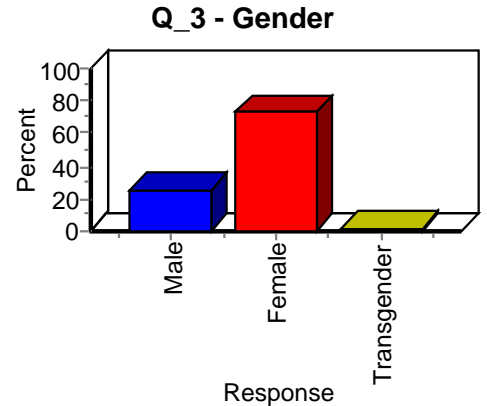
Item Analysis: 2. What is your age group:

Label	Value	Frequency	Percent
under 18	1	0	0.00
18-20	2	174	93.55
21-22	3	7	3.76
23-24	4	2	1.08
25 or older	5	2	1.08
Total Valid		185	100.00



Item Analysis: 3. What is your gender:

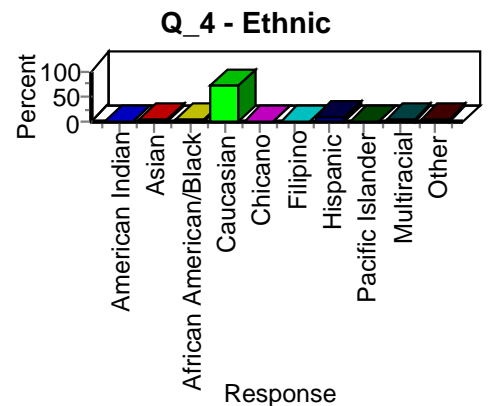
Label	Value	Frequency	Percent
Male	1	46	24.73
Female	2	137	73.66
Transgender	3	2	1.08
Total Valid		185	100.00



Chico - Student Housing Survey

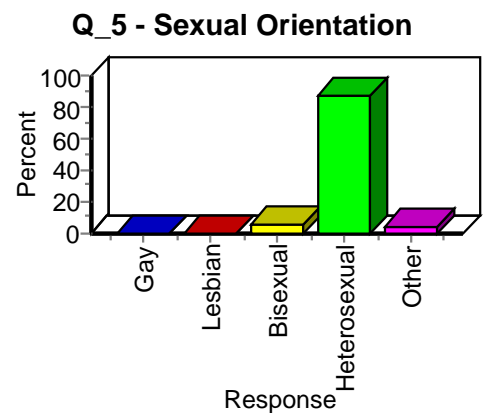
Item Analysis: 4. What is your ethnic background:

Label	Value	Frequency	Percent
American Indian	1	0	0.00
Asian	2	7	3.76
African American/Black	3	7	3.76
Caucasian	4	131	70.43
Chicano	5	2	1.08
Filipino	6	3	1.61
Hispanic	7	18	9.68
Pacific Islander	8	1	0.54
Multiracial	9	5	2.69
Other	10	9	4.84
Total Valid		183	100.00



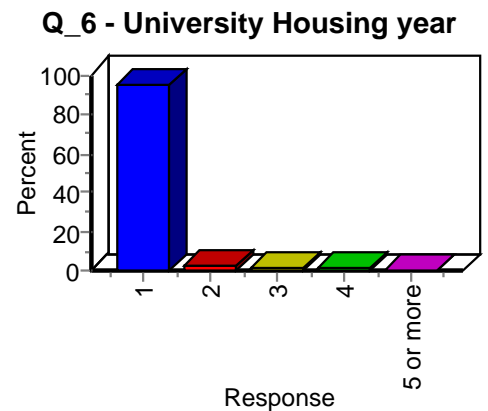
Item Analysis: 5. Please identify your sexual orientation:

Label	Value	Frequency	Percent
Gay	1	1	0.54
Lesbian	2	1	0.54
Bisexual	3	10	5.38
Heterosexual	4	164	88.17
Other	5	7	3.76
Total Valid		183	100.00



Item Analysis: 6. Years in university housing:

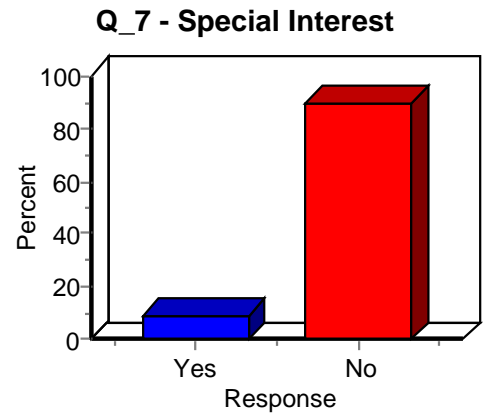
Label	Value	Frequency	Percent
1	1	175	94.09
2	2	5	2.69
3	3	3	1.61
4	4	2	1.08
5 or more	5	0	0.00
Total Valid		185	100.00



Chico - Student Housing Survey

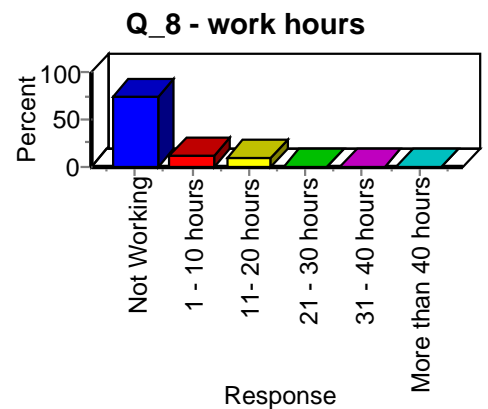
Item Analysis: 7. I live in a special interest area:

Label	Value	Frequency	Percent
Yes	1	17	9.14
No	2	166	89.25
Total Valid		183	100.00



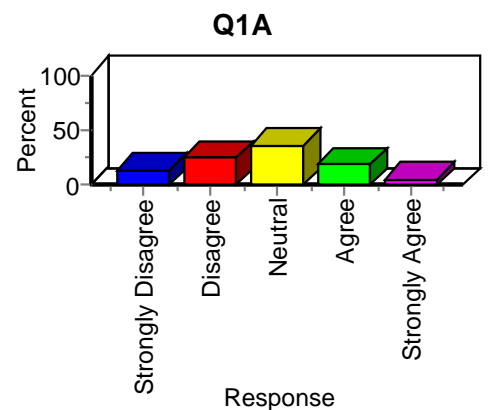
Item Analysis: 8. If you are currently employed, on average, how many hours per week do you work on your job(s):

Label	Value	Frequency	Percent
Not Working	1	141	75.81
1 - 10 hours	2	21	11.29
11 - 20 hours	3	19	10.22
21 - 30 hours	4	2	1.08
31 - 40 hours	5	2	1.08
More than 40 hours	6	0	0.00
Total Valid		185	100.00



Item Analysis: A. I feel as a result of living on campus, I am more aware of the social inequalities that exist within our popular (or dominant) American culture and/or in a broader sense, the global community

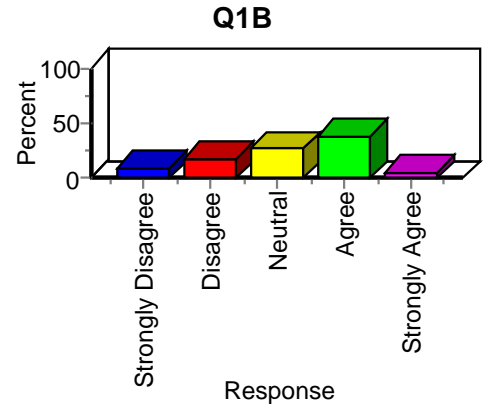
Label	Value	Frequency	Percent
Strongly Disagree	1	25	13.44
Disagree	2	46	24.73
Neutral	3	67	36.02
Agree	4	36	19.35
Strongly Agree	5	9	4.84
Total Valid		183	100.00



Chico - Student Housing Survey

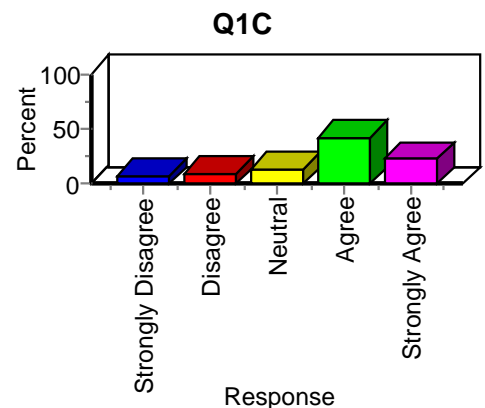
Item Analysis: B. I feel living on campus has had a positive impact on my studies.

Label	Value	Frequency	Percent
Strongly Disagree	1	17	9.14
Disagree	2	33	17.74
Neutral	3	51	27.42
Agree	4	72	38.71
Strongly Agree	5	10	5.38
Total Valid		183	100.00



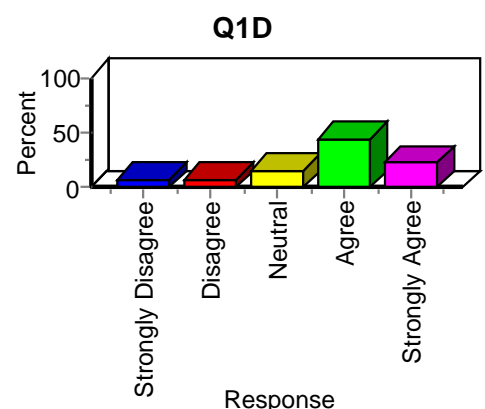
Item Analysis: C. I feel living on campus has had a positive impact on other aspects of my life (social, personal growth, etc.).

Label	Value	Frequency	Percent
Strongly Disagree	1	14	7.53
Disagree	2	19	10.22
Neutral	3	24	12.90
Agree	4	80	43.01
Strongly Agree	5	43	23.12
Total Valid		180	100.00



Item Analysis: D. In my living environment, community guidelines are enforced by university housing staff.

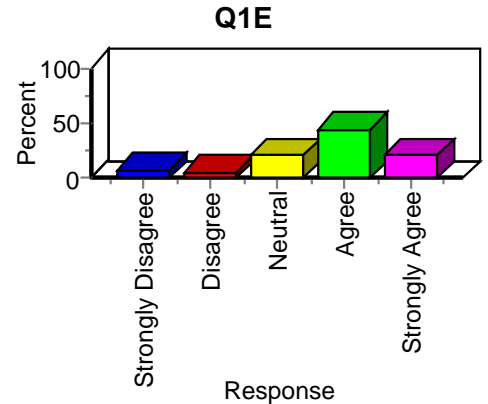
Label	Value	Frequency	Percent
Strongly Disagree	1	14	7.53
Disagree	2	16	8.60
Neutral	3	30	16.13
Agree	4	82	44.09
Strongly Agree	5	42	22.58
Total Valid		184	100.00



Chico - Student Housing Survey

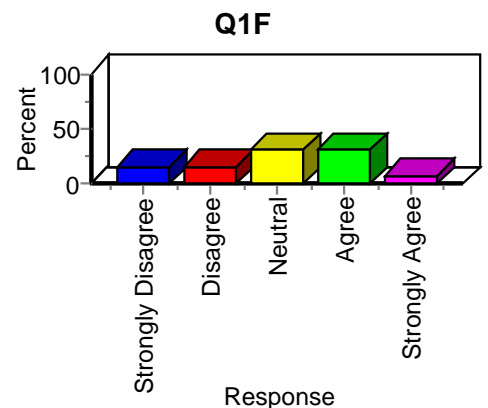
Item Analysis: E. University housing staff address violations when brought to their attention.

Label	Value	Frequency	Percent
Strongly Disagree	1	15	8.06
Disagree	2	10	5.38
Neutral	3	38	20.43
Agree	4	81	43.55
Strongly Agree	5	39	20.97
Total Valid		183	100.00



Item Analysis: F. Students who violate university or university housing policies are treated in a respectful manner by staff.

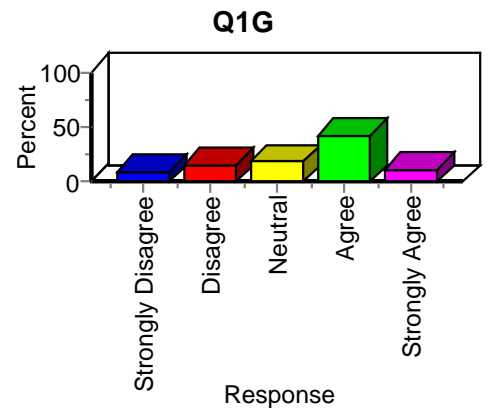
Label	Value	Frequency	Percent
Strongly Disagree	1	28	15.05
Disagree	2	28	15.05
Neutral	3	57	30.65
Agree	4	56	30.11
Strongly Agree	5	14	7.53
Total Valid		183	100.00



Chico - Student Housing Survey

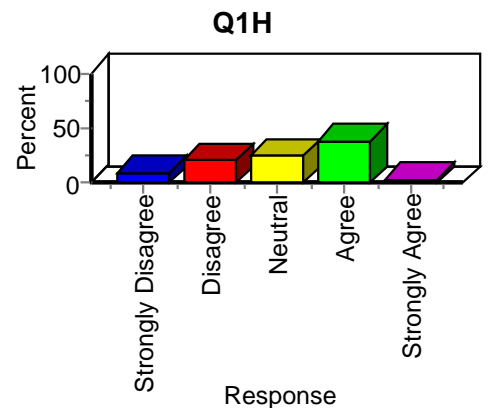
Item Analysis: G. Fellow residents treat each other with respect regardless of background, culture, race, religion, age, gender, sexual orientation or other differences.

Label	Value	Frequency	Percent
Strongly Disagree	1	18	9.68
Disagree	2	27	14.52
Neutral	3	36	19.35
Agree	4	80	43.01
Strongly Agree	5	23	12.37
Total Valid		184	100.00



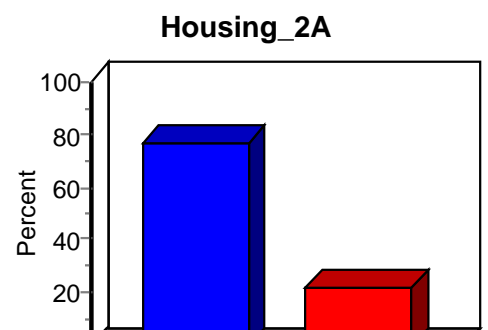
Item Analysis: H. I see people in my living group studying on a regular basis.

Label	Value	Frequency	Percent
Strongly Disagree	1	17	9.14
Disagree	2	40	21.51
Neutral	3	48	25.81
Agree	4	70	37.63
Strongly Agree	5	8	4.30
Total Valid		183	100.00



Item Analysis: 2A. I am willing to confront other members of my living group when their behavior concerns me.

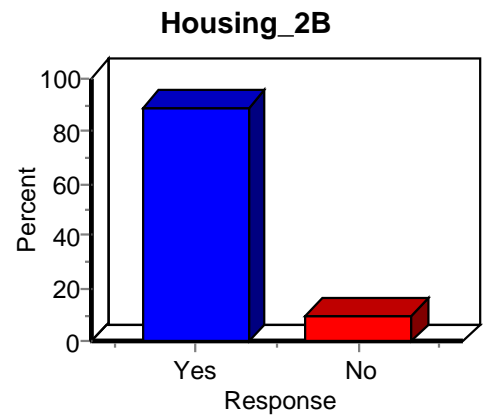
Label	Value	Frequency	Percent
Yes	1	143	76.88
No	2	41	22.04
Total Valid		184	100.00



Chico - Student Housing Survey

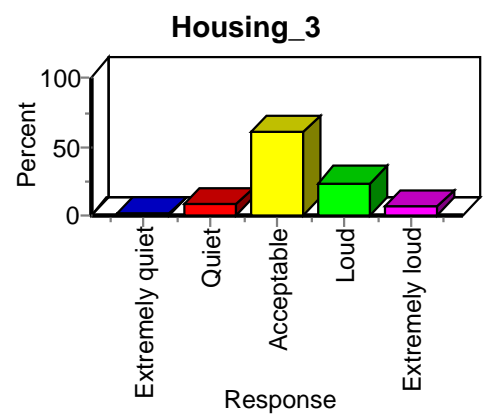
Item Analysis: 2B. I feel safe in my living area.

Label	Value	Frequency	Percent
Yes	1	165	88.71
No	2	18	9.68
Total Valid		183	100.00



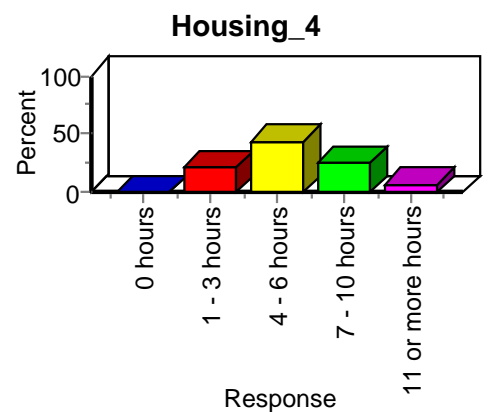
Item Analysis: 3. Please describe the noise level in your living area:

Label	Value	Frequency	Percent
Extremely quiet	1	3	1.61
Quiet	2	15	8.06
Acceptable	3	111	59.68
Loud	4	43	23.12
Extremely loud	5	12	6.45
Total Valid		184	100.00



Item Analysis: 4. During an average week, how many hours do you spend studying:

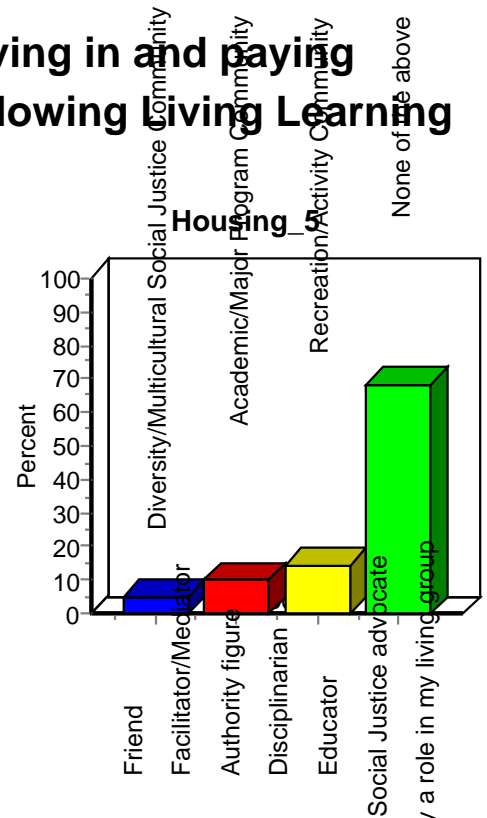
Label	Value	Frequency	Percent
0 hours	1	0	0.00
1 - 3 hours	2	42	22.58
4 - 6 hours	3	82	44.09
7 - 10 hours	4	47	25.27
11 or more hours	5	13	6.99
Total Valid		184	100.00



Chico - Student Housing Survey

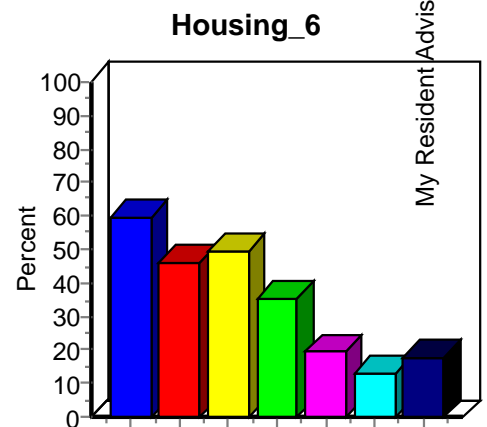
Item Analysis: 5. Would you be interested in living in and paying additional programming fees for ONE of the following Living Learning Communities:

Label	Value	Frequency	Percent
Diversity/Multicultural Social Justice Community	1	9	4.84
Academic/Major Program Community	2	19	10.22
Recreation/Activity Community	3	27	14.52
None of the above	4	127	68.28
Total Valid		182	100.00



Item Analysis: 6. I would describe the roles I see my Resident Advisor playing as (please select as many roles as you feel apply):

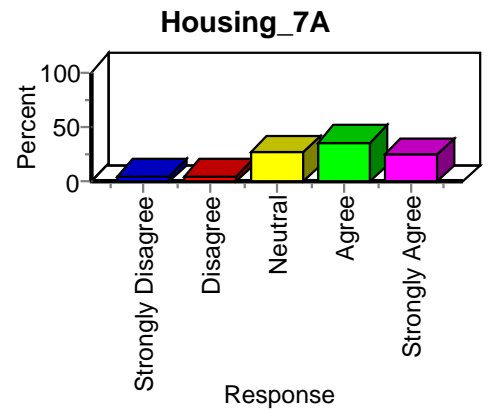
Label	Value	Frequency	Percent
Friend	1	111	59.68
Facilitator/Mediator	2	86	46.24
Authority figure	3	92	49.46
Disciplinarian	4	66	35.48
Educator	5	36	19.35
Social Justice advocate	6	25	13.44
My Resident Advisor does not play a role in my living group	7	33	17.74
Total Valid		181	100.00



Chico - Student Housing Survey

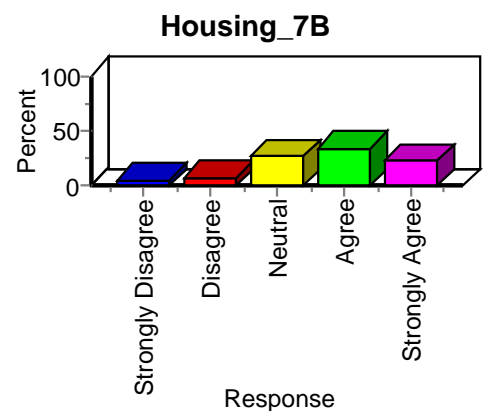
Item Analysis: A. My Resident Advisor has demonstrated a commitment to diversity (culture, race, religion, age, gender, sexual orientation, other).

Label	Value	Frequency	Percent
Strongly Disagree	1	9	4.84
Disagree	2	10	5.38
Neutral	3	50	26.88
Agree	4	69	37.10
Strongly Agree	5	46	24.73
Total Valid		184	100.00



Item Analysis: B. My Resident Advisor has demonstrated a commitment to social justice and advocacy education in my living group. (This includes, but is not limited to, issues of race, gender, class, sexuality, political activism, etc.)

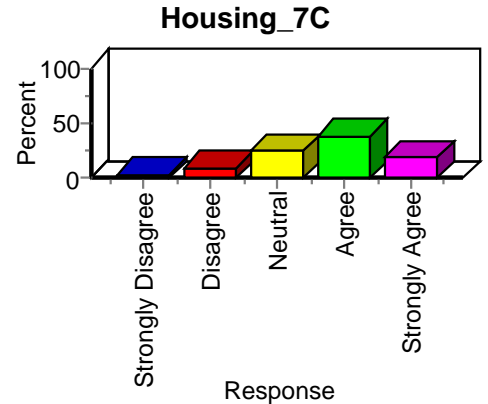
Label	Value	Frequency	Percent
Strongly Disagree	1	10	5.38
Disagree	2	14	7.53
Neutral	3	51	27.42
Agree	4	66	35.48
Strongly Agree	5	42	22.58
Total Valid		183	100.00



Chico - Student Housing Survey

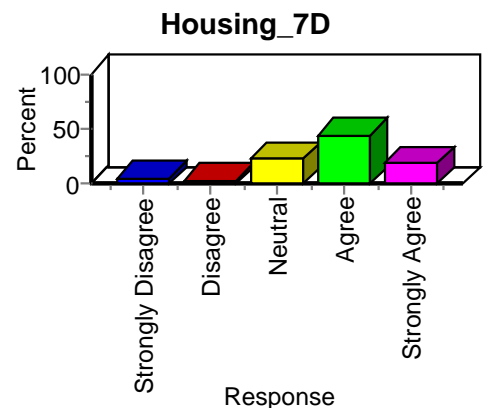
Item Analysis: C. My Resident Advisor has demonstrated a commitment to alcohol and drug education in my living group.

Label	Value	Frequency	Percent
Strongly Disagree	1	8	4.30
Disagree	2	17	9.14
Neutral	3	48	25.81
Agree	4	72	38.71
Strongly Agree	5	36	19.35
Total Valid		181	100.00



Item Analysis: D. My Resident Advisor has demonstrated a commitment to community respect education in my living group.

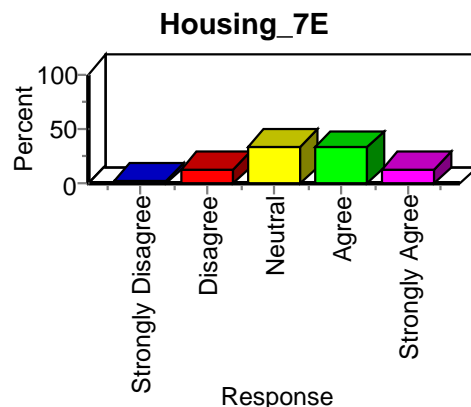
Label	Value	Frequency	Percent
Strongly Disagree	1	11	5.91
Disagree	2	8	4.30
Neutral	3	42	22.58
Agree	4	84	45.16
Strongly Agree	5	36	19.35
Total Valid		181	100.00



Chico - Student Housing Survey

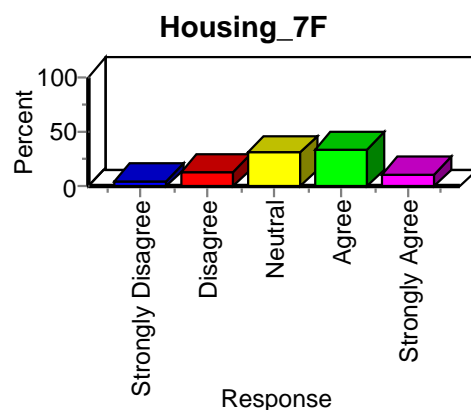
Item Analysis: E. My Resident Advisor has demonstrated a commitment to environmental sustainability education in my living group. (This includes, but is not limited to, reducing energy consumption, recycling and/or composting, alternative energy sources, etc.).

Label	Value	Frequency	Percent
Strongly Disagree	1	8	4.30
Disagree	2	24	12.90
Neutral	3	64	34.41
Agree	4	61	32.80
Strongly Agree	5	25	13.44
Total Valid		182	100.00



Item Analysis: F. My Resident Advisor has demonstrated a commitment to creating an environment that assists me in doing better in my courses.

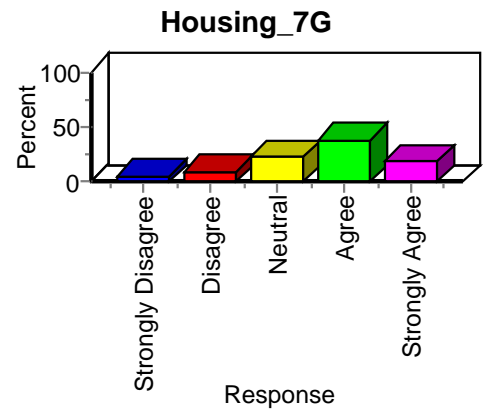
Label	Value	Frequency	Percent
Strongly Disagree	1	10	5.38
Disagree	2	26	13.98
Neutral	3	58	31.18
Agree	4	65	34.95
Strongly Agree	5	23	12.37
Total Valid		182	100.00



Chico - Student Housing Survey

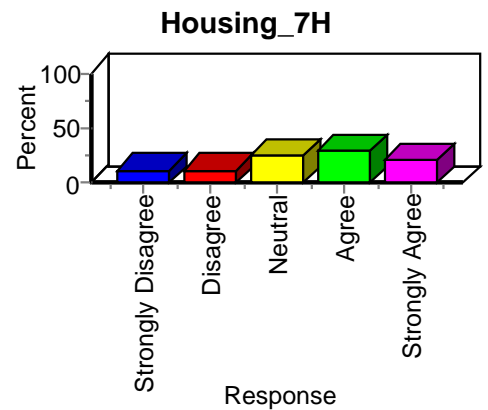
Item Analysis: G. My Resident Advisor has demonstrated a commitment to encouraging people in my living group to get to know each other.

Label	Value	Frequency	Percent
Strongly Disagree	1	11	5.91
Disagree	2	18	9.68
Neutral	3	44	23.66
Agree	4	72	38.71
Strongly Agree	5	37	19.89
Total Valid		182	100.00



Item Analysis: H. My Resident Advisor has demonstrated a commitment to get to know me as an individual.

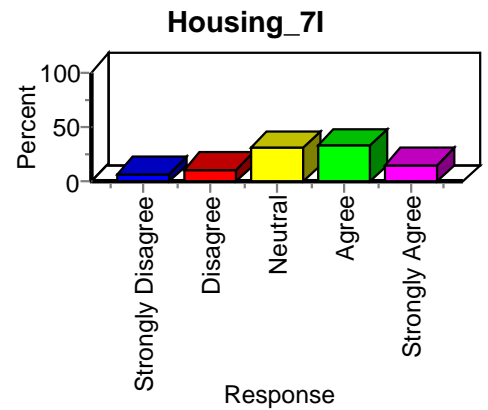
Label	Value	Frequency	Percent
Strongly Disagree	1	20	10.75
Disagree	2	21	11.29
Neutral	3	45	24.19
Agree	4	55	29.57
Strongly Agree	5	41	22.04
Total Valid		182	100.00



Chico - Student Housing Survey

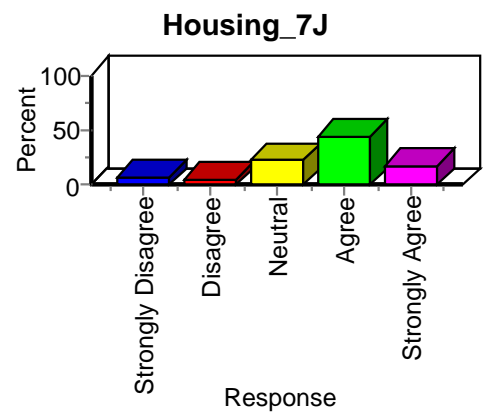
Item Analysis: I. My Resident Advisor has demonstrated a commitment to encouraging people in my living group to share perspectives and have open dialogue.

Label	Value	Frequency	Percent
Strongly Disagree	1	14	7.53
Disagree	2	23	12.37
Neutral	3	56	30.11
Agree	4	62	33.33
Strongly Agree	5	27	14.52
Total Valid		182	100.00



Item Analysis: J. My Resident Advisor has demonstrated a commitment to programming and facilitation activities.

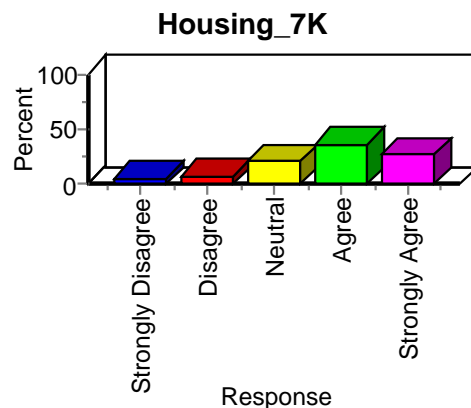
Label	Value	Frequency	Percent
Strongly Disagree	1	13	6.99
Disagree	2	10	5.38
Neutral	3	42	22.58
Agree	4	84	45.16
Strongly Agree	5	32	17.20
Total Valid		181	100.00



Chico - Student Housing Survey

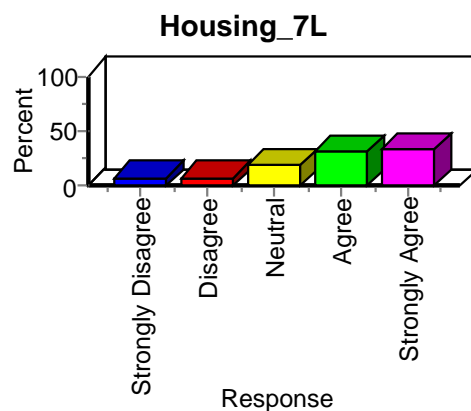
Item Analysis: K. I feel comfortable going to my Resident Advisor with a concern.

Label	Value	Frequency	Percent
Strongly Disagree	1	12	6.45
Disagree	2	14	7.53
Neutral	3	38	20.43
Agree	4	67	36.02
Strongly Agree	5	50	26.88
Total Valid		181	100.00



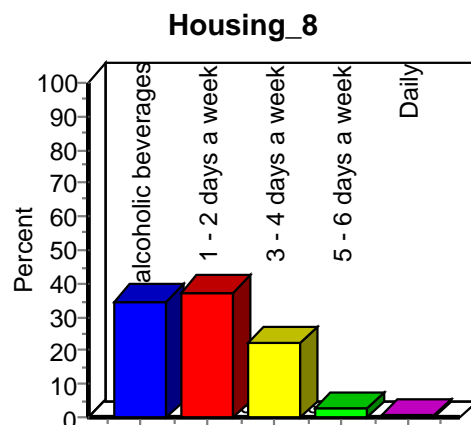
Item Analysis: L. I believe my Resident Advisor is doing a good job.

Label	Value	Frequency	Percent
Strongly Disagree	1	13	6.99
Disagree	2	14	7.53
Neutral	3	34	18.28
Agree	4	58	31.18
Strongly Agree	5	62	33.33
Total Valid		181	100.00



Item Analysis: 8. How often do you consume alcoholic beverages?

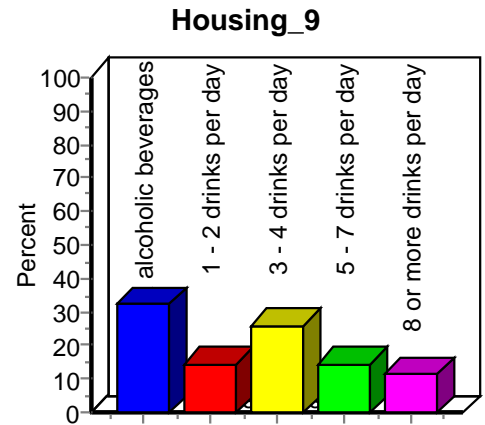
Label	Value	Frequency	Percent
I dont drink alcoholic beverages	1	65	34.95
1 - 2 days a week	2	70	37.63
3 - 4 days a week	3	41	22.04
5 - 6 days a week	4	5	2.69
Daily	5	1	0.54
Total Valid		182	100.00



Chico - Student Housing Survey

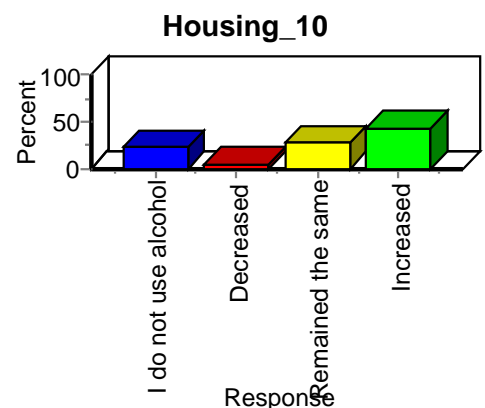
Item Analysis: 9. When consuming alcohol, how many alcoholic beverages do you consume? (1 drink = 1 of the following: 12 oz beer or 5 oz wine or 1.5 oz distilled spirits):

Label	Value	Frequency	Percent
I dont drink alcoholic beverages	1	60	32.26
1 - 2 drinks per day	2	27	14.52
3 - 4 drinks per day	3	48	25.81
5 - 7 drinks per day	4	27	14.52
8 or more drinks per day	5	21	11.29
Total Valid		183	100.00



Item Analysis: 10. Since coming to this university, has your use of alcohol:

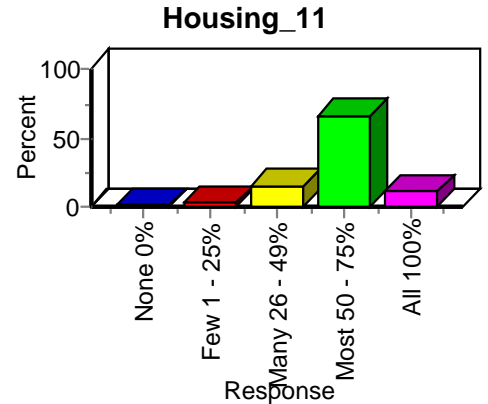
Label	Value	Frequency	Percent
I do not use alcohol	1	44	23.66
Decreased	2	9	4.84
Remained the same	3	49	26.34
Increased	4	80	43.01
Total Valid		182	100.00



Chico - Student Housing Survey

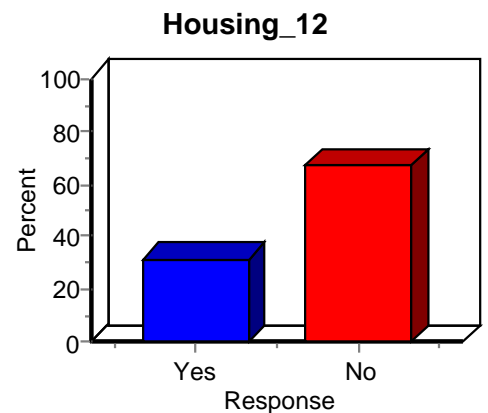
Item Analysis: 11. From your observations, how many underage residents use alcohol:

Label	Value	Frequency	Percent
None 0%	1	4	2.15
Few 1 - 25%	2	6	3.23
Many 26 - 49%	3	30	16.13
Most 50 - 75%	4	124	66.67
All 100%	5	19	10.22
Total Valid		183	100.00



Item Analysis: 12. I have witnessed peer pressure to drink alcohol in my living group area:

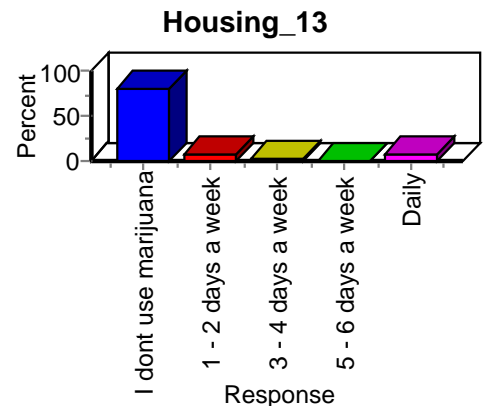
Label	Value	Frequency	Percent
Yes	1	59	31.72
No	2	124	66.67
Total Valid		183	100.00



Chico - Student Housing Survey

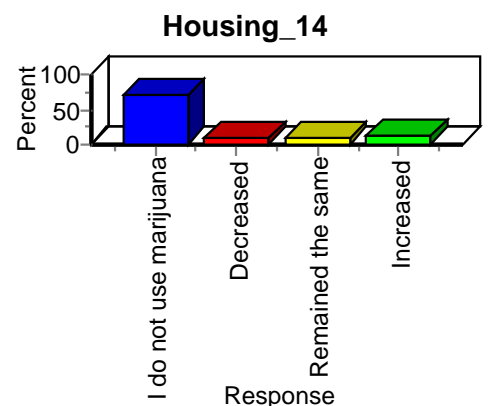
Item Analysis: 13. During an average week, how often do you use marijuana:

Label	Value	Frequency	Percent
I dont use marijuana	1	151	81.18
1 - 2 days a week	2	14	7.53
3 - 4 days a week	3	4	2.15
5 - 6 days a week	4	1	0.54
Daily	5	12	6.45
Total Valid		182	100.00



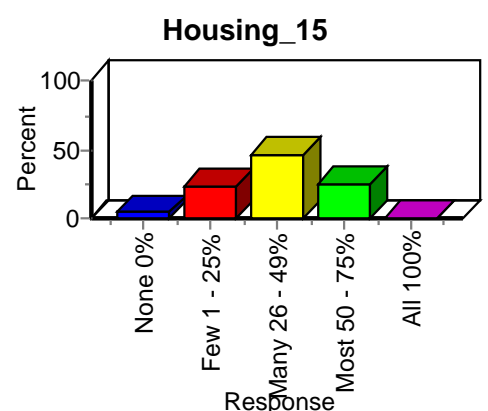
Item Analysis: 14. Since coming to this university, has your use of marijuana:

Label	Value	Frequency	Percent
I do not use marijuana	1	128	68.82
Decreased	2	16	8.60
Remained the same	3	18	9.68
Increased	4	20	10.75
Total Valid		182	100.00



Item Analysis: 15. From your observations, how many residents use marijuana:

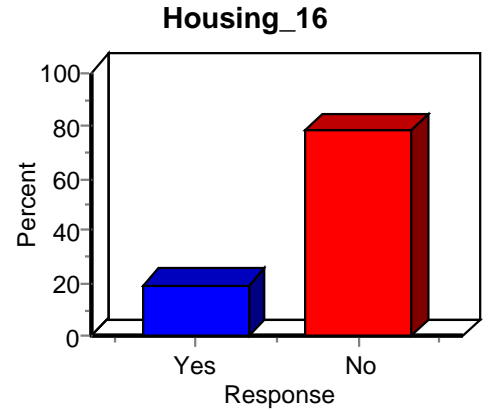
Label	Value	Frequency	Percent
None 0%	1	10	5.38
Few 1 - 25%	2	42	22.58
Many 26 - 49%	3	85	45.70
Most 50 - 75%	4	45	24.19
All 100%	5	1	0.54
Total Valid		183	100.00



Chico - Student Housing Survey

Item Analysis: 16. I have witnessed peer pressure to use marijuana in my living group area:

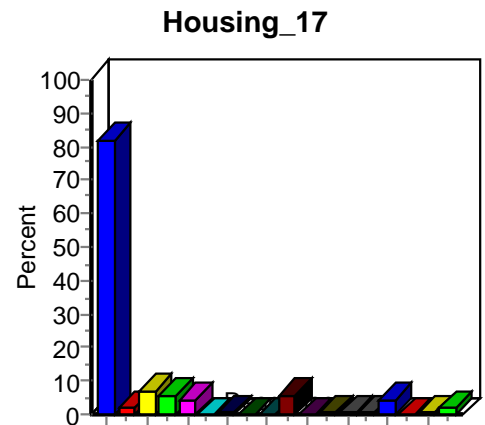
Label	Value	Frequency	Percent
Yes	1	36	19.35
No	2	146	78.49
Total Valid		182	100.00



Chico - Student Housing Survey

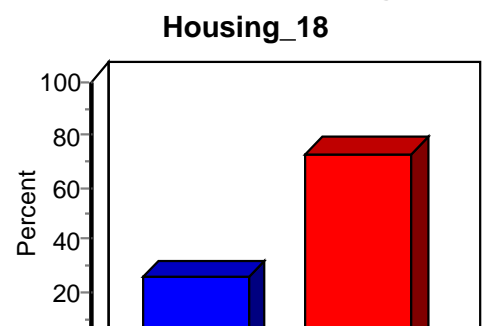
Item Analysis: 17. What other illicit drugs do you use? (check all that apply):

Label	Value	Frequency	Percent
I do not use drugs	1	152	81.72
Inhalants whippets poppers snappers	2	4	2.15
Vaporized drugs or alcohol	3	13	6.99
Prescription drugs Oxycontin Vicodin Demerol Xanax Valium Dexedrine etc.	4	11	5.91
Ecstasyt XTC MDMA	5	8	4.30
Liquid Ecstasy Soap GHB	6	0	0.00
Crystal Meth	7	1	0.54
Special K Vitamin K Ketamine	8	0	0.00
Roofies Rohypnol	9	0	0.00
Cocaine	10	10	5.38
Crack Cocaine	11	0	0.00
Heroin	12	1	0.54
Speed	13	1	0.54
Acid/LSD	14	1	0.54
Hashish	15	8	4.30
PCP Angel Dust Ozone Wack Rocket Fuel	16	0	0.00
Anabolic Steroids	17	1	0.54
Other	18	4	2.15
Total Valid		175	100.00



Item Analysis: 18. Are illicit drugs being sold in university housing?

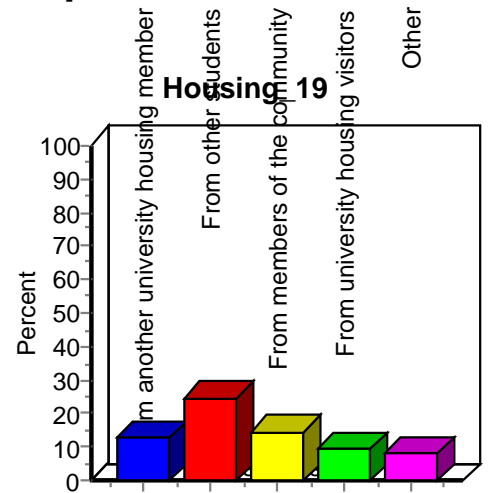
Label	Value	Frequency	Percent
Yes	1	48	25.81
No	2	135	72.58
Total Valid		183	100.00



Chico - Student Housing Survey

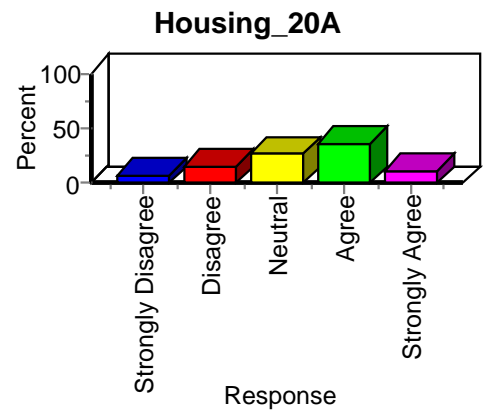
Item Analysis: 19. If yes, are illicit drugs being acquired: check all that apply).

Label	Value	Frequency	Percent
From another university housing member	1	24	12.90
From other students	2	46	24.73
From members of the community	3	27	14.52
From university housing visitors	4	18	9.68
Other	5	15	8.06
Total Valid		59	100.00



Item Analysis: A. The housing office staff is courteous and helpful when I have questions.

Label	Value	Frequency	Percent
Strongly Disagree	1	15	8.06
Disagree	2	27	14.52
Neutral	3	50	26.88
Agree	4	68	36.56
Strongly Agree	5	23	12.37
Total Valid		183	100.00



Chico - Student Housing Survey

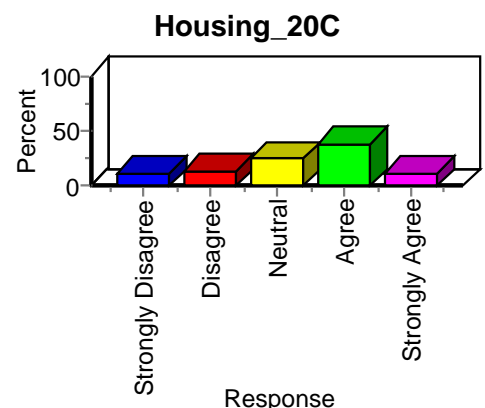
Item Analysis: B. The front desk staff is courteous and helpful when I have questions.

Label	Value	Frequency	Percent
Strongly Disagree	1	6	3.23
Disagree	2	27	14.52
Neutral	3	39	20.97
Agree	4	84	45.16
Strongly Agree	5	25	13.44
Total Valid		181	100.00



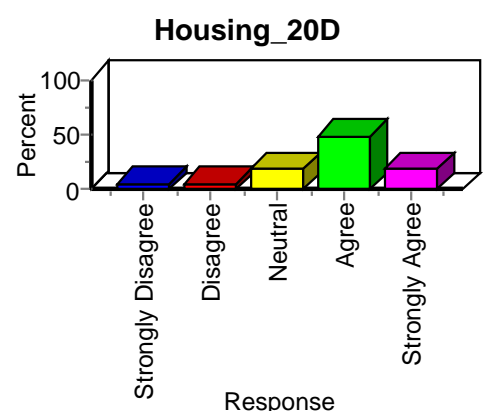
Item Analysis: C. I believe that university housing administrators are doing a good job.

Label	Value	Frequency	Percent
Strongly Disagree	1	23	12.37
Disagree	2	24	12.90
Neutral	3	46	24.73
Agree	4	70	37.63
Strongly Agree	5	20	10.75
Total Valid		183	100.00



Item Analysis: D. The maintenance staff conduct themselves in a professional manner, provide timely responses and are effective.

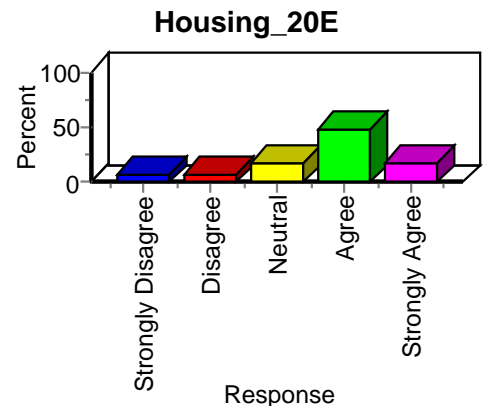
Label	Value	Frequency	Percent
Strongly Disagree	1	10	5.38
Disagree	2	11	5.91
Neutral	3	36	19.35
Agree	4	89	47.85
Strongly Agree	5	37	19.89
Total Valid		183	100.00



Chico - Student Housing Survey

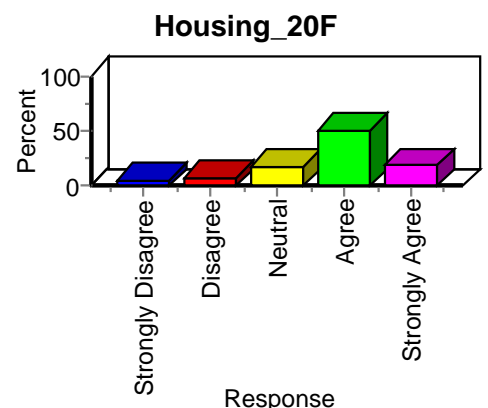
Item Analysis: E. The maintenance staff keeps my residence area in good physical condition.

Label	Value	Frequency	Percent
Strongly Disagree	1	13	6.99
Disagree	2	16	8.60
Neutral	3	33	17.74
Agree	4	89	47.85
Strongly Agree	5	32	17.20
Total Valid		183	100.00



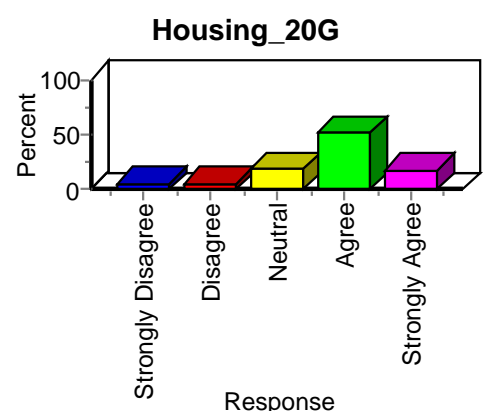
Item Analysis: F. I believe that university housing custodial services are doing a good job.

Label	Value	Frequency	Percent
Strongly Disagree	1	10	5.38
Disagree	2	13	6.99
Neutral	3	32	17.20
Agree	4	93	50.00
Strongly Agree	5	35	18.82
Total Valid		183	100.00



Item Analysis: G. The custodial staff conduct themselves in a professional manner, provide timely responses and are effective.

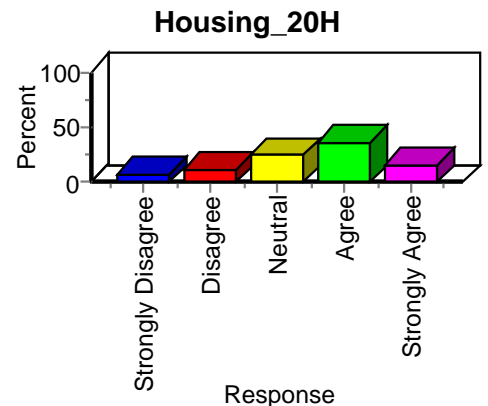
Label	Value	Frequency	Percent
Strongly Disagree	1	9	4.84
Disagree	2	12	6.45
Neutral	3	36	19.35
Agree	4	95	51.08
Strongly Agree	5	31	16.67
Total Valid		183	100.00



Chico - Student Housing Survey

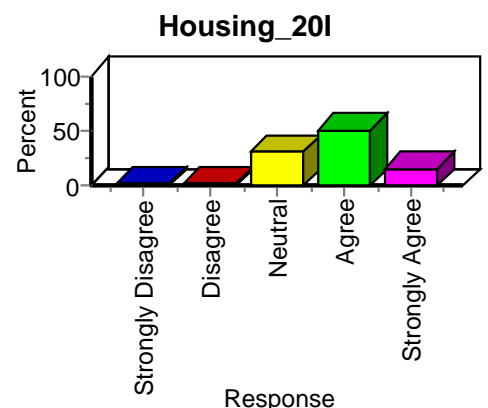
Item Analysis: H. The custodial staff keeps the bathrooms and the common areas in my area clean.

Label	Value	Frequency	Percent
Strongly Disagree	1	16	8.60
Disagree	2	23	12.37
Neutral	3	47	25.27
Agree	4	67	36.02
Strongly Agree	5	29	15.59
Total Valid		182	100.00



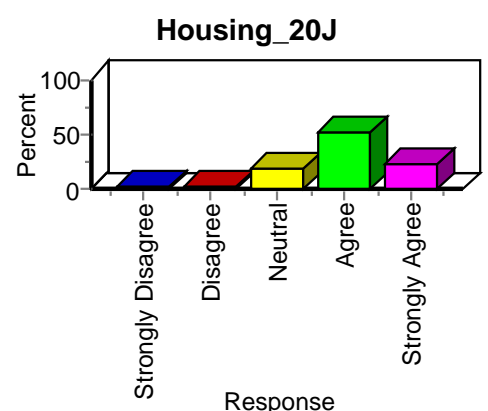
Item Analysis: I. The grounds staff conduct themselves in a professional manner, provided timely responses and are effective.

Label	Value	Frequency	Percent
Strongly Disagree	1	3	1.61
Disagree	2	3	1.61
Neutral	3	56	30.11
Agree	4	92	49.46
Strongly Agree	5	28	15.05
Total Valid		182	100.00



Item Analysis: J. I feel the landscaping and grounds surrounding the residence halls are well maintained.

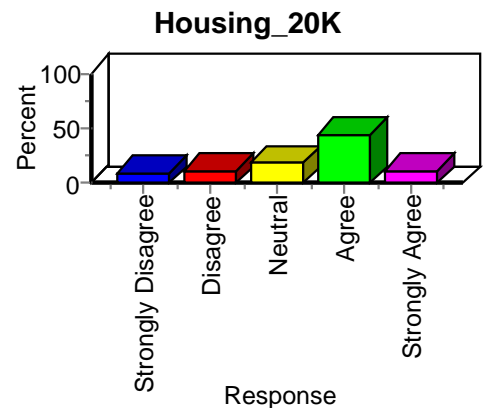
Label	Value	Frequency	Percent
Strongly Disagree	1	3	1.61
Disagree	2	5	2.69
Neutral	3	37	19.89
Agree	4	95	51.08
Strongly Agree	5	43	23.12
Total Valid		183	100.00



Chico - Student Housing Survey

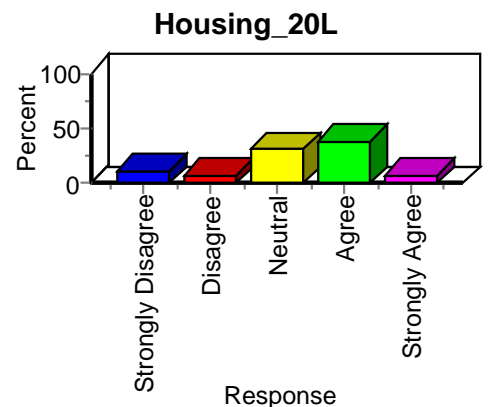
Item Analysis: K. The lighting is suitable around the buildings.

Label	Value	Frequency	Percent
Strongly Disagree	1	19	10.22
Disagree	2	23	12.37
Neutral	3	37	19.89
Agree	4	83	44.62
Strongly Agree	5	21	11.29
Total Valid		183	100.00



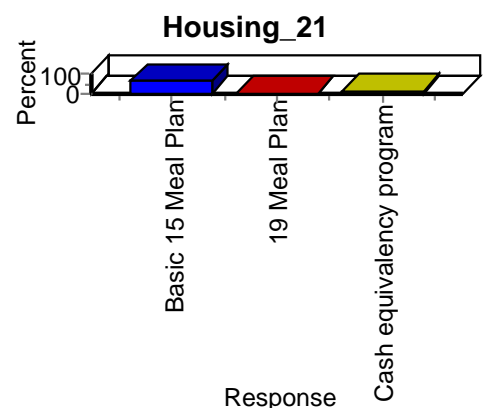
Item Analysis: L. I believe that university housing food service staff are doing a good job.

Label	Value	Frequency	Percent
Strongly Disagree	1	23	12.37
Disagree	2	16	8.60
Neutral	3	56	30.11
Agree	4	70	37.63
Strongly Agree	5	16	8.60
Total Valid		181	100.00



Item Analysis: 21. The following meals served in the university dining hall satisfy my nutrition needs: (check all that apply):

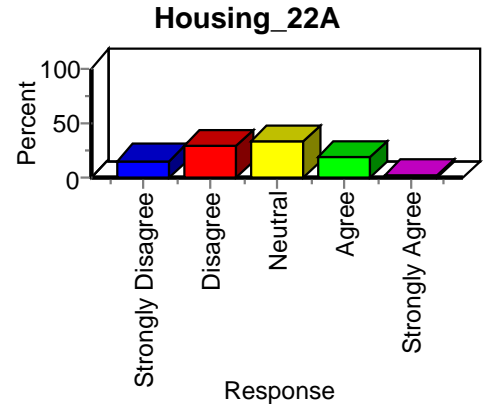
Label	Value	Frequency	Percent
Basic 15 Meal Plan	1	130	69.89
19 Meal Plan	2	8	4.30
Cash equivalency program	3	27	14.52
Total Valid		148	100.00



Chico - Student Housing Survey

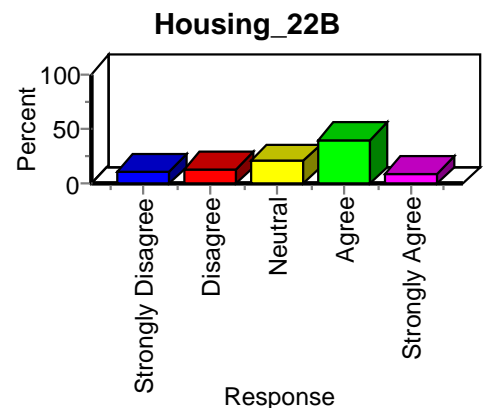
Item Analysis: A. University housing room and board fees are a good value.

Label	Value	Frequency	Percent
Strongly Disagree	1	30	16.13
Disagree	2	53	28.49
Neutral	3	60	32.26
Agree	4	35	18.82
Strongly Agree	5	4	2.15
Total Valid		182	100.00



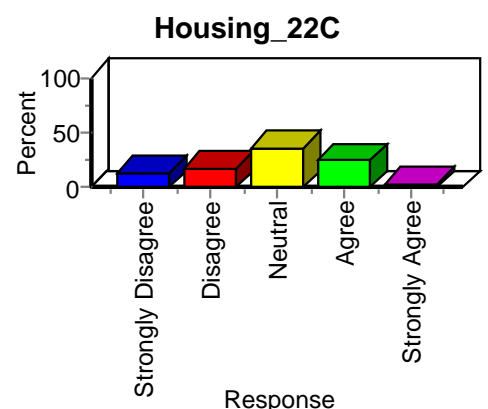
Item Analysis: B. Living in university housing has had a valuable impact on my education experience at this university.

Label	Value	Frequency	Percent
Strongly Disagree	1	20	10.75
Disagree	2	25	13.44
Neutral	3	41	22.04
Agree	4	75	40.32
Strongly Agree	5	19	10.22
Total Valid		180	100.00



Item Analysis: C. The Residence Hall Association (RHA) provides programs, events and activities that I enjoy.

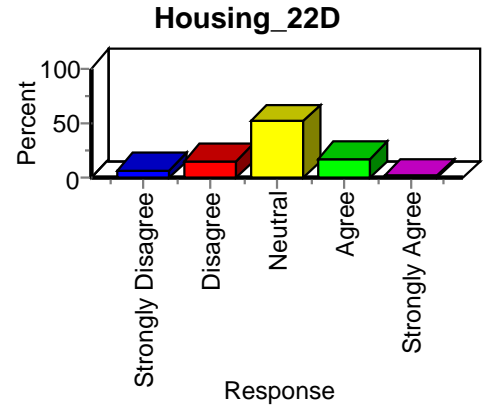
Label	Value	Frequency	Percent
Strongly Disagree	1	26	13.98
Disagree	2	33	17.74
Neutral	3	67	36.02
Agree	4	46	24.73
Strongly Agree	5	8	4.30
Total Valid		180	100.00



Chico - Student Housing Survey

Item Analysis: D. I would like to see faculty involved with residence hall programming.

Label	Value	Frequency	Percent
Strongly Disagree	1	14	7.53
Disagree	2	30	16.13
Neutral	3	98	52.69
Agree	4	33	17.74
Strongly Agree	5	5	2.69
Total Valid		180	100.00



Item Analysis: Would you like us to contact you to understand your concern(s) further?

Label	Value	Frequency	Percent
Yes	1	6	3.23
No	2	180	96.77
Total Valid		186	100.00

