

STUDENT LEARNING CENTER (SLC) MEASURES

Number of Students receiving tutorial services/Number of courses tutored (Primary Goal 1)

Tutorial	# students using service	# hours of usage	# departments	# courses tutored
Fall 1999	427	4043	24	89
Spring 2000	511	3874	27	108
Fall 2000	710	4083	27	106
Spring 2001	645	3186	28	101
Fall 2001	864	4374	31	103
Spring 2002	884	3757	29	111
Fall 2002	592	5346	20	62
Spring 2003	470	4701	24	97
Fall 2003	544	4992	29	94
Spring 2004	579	4653	26	95
Fall 2004	533	6614	24	66
Spring 2005	471	4985	24	79

Number of SLC workshops and number of students in attendance (Primary Goal 1)

	# workshops	# students in attendance
Fall 2000	24	141
Spring 2001	11	33
Fall 2001	72	492
Spring 2002	22	91
Fall 2002	30	208
Spring 2003	13	103
Fall 2003	26	275
Spring 2004	26	143+
Fall 2004	26	367
Spring 2005	18	93

Typically, attendance is low spring semester for study strategy workshops. One key factor is the number of presentations during the fall semester, especially for freshman orientation courses.

STUDENT LEARNING CENTER (SLC) MEASURES (Cont'd)

Throughout the fall and spring semesters, the SLC presented study skills workshops on the following topics.

- | | |
|-----------------------------|----------------------------|
| Countdown to Finals | Procrastination Prevention |
| Effective Note Taking | Reading Strategies |
| Effective Use of Study Time | Reducing Test Anxiety |
| Focus and Concentration | Stress Prevention |
| How to Read without Reading | Study Reading |
| Listening and Notetaking | Study Skills overview |
| Making a Study Plan | Taking Essay Exams |
| Managing Your Time | Test Anxiety |
| Memory and Concentration | Test Preparation |
| Motivation and Success! | Test Taking Strategies |
| Notetaking Strategies | Time Management |

Number of Students Enrolled In Supplemental Instruction Workshops (Primary Goal 2)

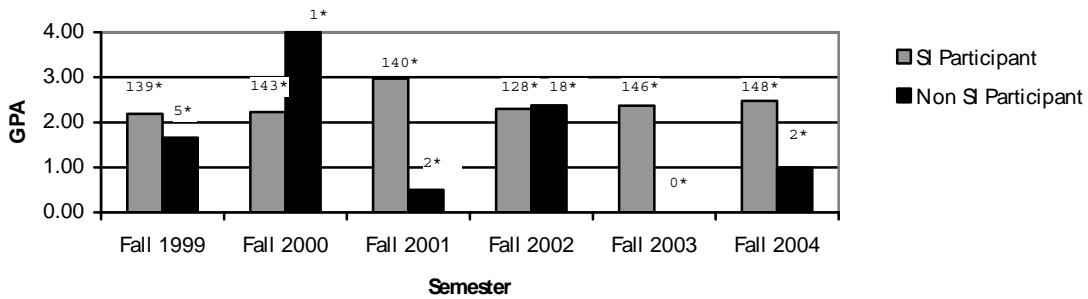
	# students in SI	# courses SI supported
Fall 1999	530	6 (multiple sections)
Spring 2000	524	10
Fall 2000	845	9 (multiple sections)
Spring 2001	634	13
Fall 2001	658	7 (multiple sections)
Spring 2002	421	11
Fall 2002	480	7 (multiple sections)
Spring 2003	315	8 (multiple sections)
Fall 2003	399	5 (multiple sections)
Spring 2004	360	6 (multiple sections)
Fall 2004	564	5 (multiple sections)
Spring 2005	324	9 (multiple sections)

STUDENT LEARNING CENTER (SLC) MEASURES (Cont'd)

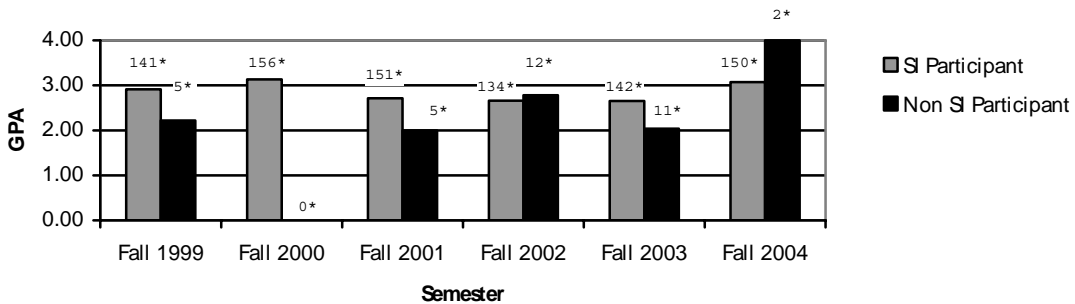
Grade Outcomes for SI Students Receiving SI Tutorial (Primary Goal 2)

Overall, students who participate in SI workshops consistently earn a higher overall GPA than students who do not participate. Charts do not reflect all SI workshops offered throughout the year, only those courses that have been offered on a regular basis over time. Numbers with an asterisk reflect the number of participants.

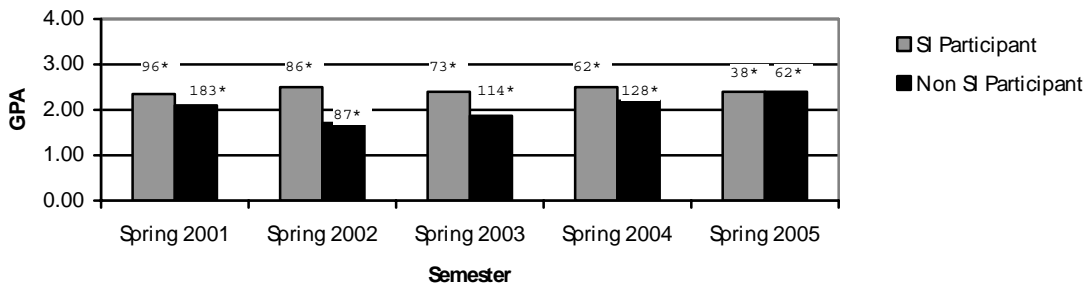
CMST 012



MCGS 055

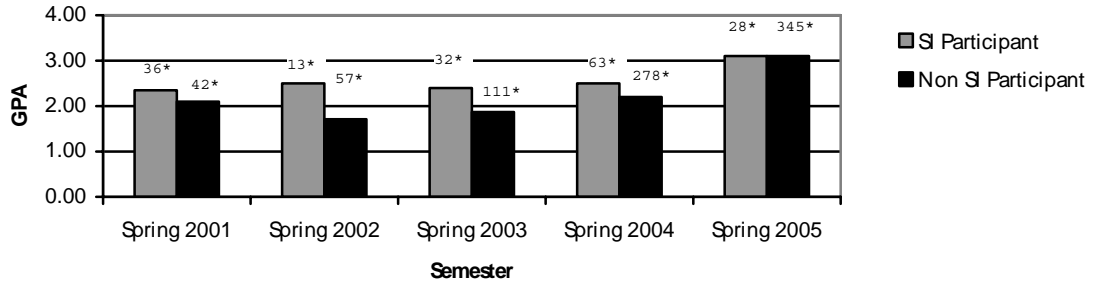


HIST 050



STUDENT LEARNING CENTER (SLC) MEASURES (Cont'd)

PHIL 002



POLS 055

