


Smart Planner

You can find this tool in your Student Center under “Academics”.

Vera's Student Center

Academics

- [Advisor Notes](#)
- [Degree Progress Report](#)
- [Enroll/Drop](#)
- [Grades](#)
- [My Academics](#)
- [My Class Schedule](#)
- [Smart Planner](#) 

Deadlines URL

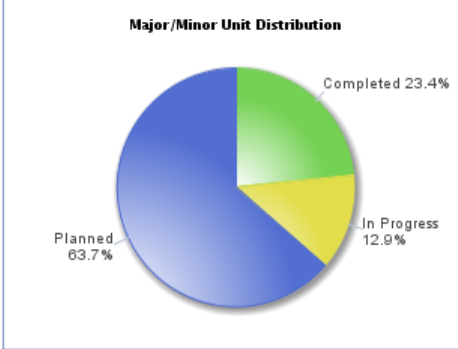
This Week's Schedule

Class		
	ABUS 101-02 LEC (1002)	Mo 11: Gle
	ANSC 272-01	Mo

The first page of the planner is informational only. You will find your majors/minors listed, and graphs representing how close you are to completing everything listed in your planner. Click continue after reviewing.

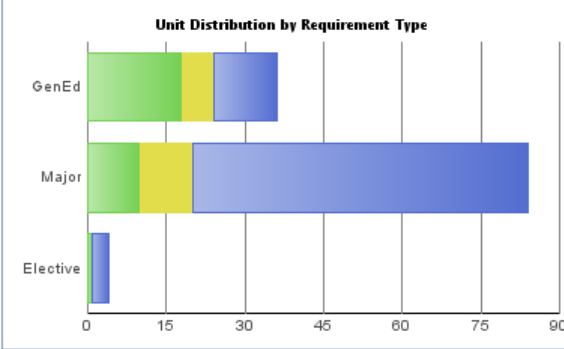
[Help](#) [CONTINUE](#)

Major/Minor Unit Distribution



Completed 23.4%
In Progress 12.9%
Planned 63.7%

Unit Distribution by Requirement Type



GenEd
Major
Elective

0 15 30 45 60 75 90

■ Completed
 ■ In Progress
 ■ Planned

Animal Science (BS) Catalog Year Fall 2013 [Change My Major](#)

Units for Animal Science (BS)				
Requirement Type	Completed	In Progress	Planned	Total
General Education	18.00	6.00	12.00	36.00
Major	10.00	10.00	64.00	84.00
Elective	1.00		3.00	4.00
Total	29.00	16.00	79.00	124.00


Advisor

Questions about your plan sequence? Contact your advisor.

Your major department advisor's name here

NOTE: The totals may not match the exact number of units required for your degree. If you have selected or taken courses with a higher unit total than the minimum required, or follow more than one plan with overlapping requirements you may have more units listed than expected. If requirements were met by test credit, you may see a lower unit total. These variations are normal; please consult your Degree Progress Report to make sure you stay on track with total units.

Next you will find the interactive Major Academic Plan (MAP), which illustrates an efficient path to complete your degree. Here you have a variety of options available to customize your path to graduation.

1. Alter the number of units you want to take each semester by clicking “Edit Preferences”. Keep in mind lowering your units without increasing them elsewhere such as adding a summer or winter session will delay your graduation. Smart Planner will generate a new MAP for you with your chosen preferences.
2. You can select specific courses you would like to take to meet a requirement by clicking “Select” on each line. Clicking the  icon will provide a description of your chosen course.
3. You can arrange the order of your courses in by clicking “Arrange My Plan”. Arranged courses will lock in the chosen semester. You can unlock the courses manually by clicking the checkbox in the lock column or by pushing the “clear locks” button, which will clear every lock in your planner.
4. You can review what courses were used to meet requirements by clicking “Smart Planner Report”.
5. Return all unlocked courses to the default order by clicking “Refresh Suggestions”.

Preferences

Spring 2015	14.00 units	To make the best possible suggestions, Smart Planner needs to know which terms you plan to attend and how many units you plan to take each term. The system initially chooses terms and units based on your progress so far. Additional terms and units are added as a default and may be removed in Edit Preferences.
Fall 2015	15.00 units	
Spring 2016	16.00 units	Please edit your Preferences if they are not correct. You may update Preferences at any time.
Fall 2016	16.00 units	
Spring 2017	15.00 units	
Fall 2017	15.00 units	
Spring 2018	8.00 units	

[EDIT PREFERENCES](#)

- [ARRANGE MY PLAN](#)
 [SMART PLANNER REPORT](#)
 [WHAT-IF REPORT](#)
 [OVERVIEW](#)
 [REFRESH SUGGESTIONS](#)
 [CLEAR LOCKS](#)







The Smart Planner is a planning tool to assist you in selecting the order in which you should take your courses. Smart Planner does not cover all types of requirements at CSU Chico such as Global Cultures, U.S. Diversity, Writing Intensive, Units in Residence, GPA requirements etc.

FOR A COMPREHENSIVE VIEW OF YOUR PROGRESS, YOU MUST ALSO RUN YOUR DEGREE PROGRESS REPORT

Please note that not all Major/Minor plans may be available at this time.

Spring 2015




Planned Units 13.00 Target Units 14.00

Requirement	Notes	Critical	Units	Course	Info	Select Course	Lock	Advisor Message	Remove
GE Area A3			3	Not Selected		Select	<input type="checkbox"/>		
AGET 120 or AGET 150			3	Not Selected		Select	<input type="checkbox"/>		
CHEM 107 or CHEM 111 (GE Area B1)			4	Not Selected		Select	<input type="checkbox"/>		
ANSC 230			3	ANSC 230		Select	<input type="checkbox"/>		

[Add Course](#)

Fall 2015

Planned Units 13.00 Target Units 15.00

Requirement	Notes	Critical	Units	Course	Info	Select Course	Lock	Advisor Message	Remove
CHEM 108 (GE Area B1) or CHEM 112			4	Not Selected		Select	<input type="checkbox"/>		
Lower Division GE Course			3	Not Selected		Select	<input type="checkbox"/>		

NOTE: The Smart Planner is a tool to assist you in selecting the order you can take courses. Smart Planner does not cover all types of requirements. Requirements that are not represented by their own course at CSU Chico and are generally met within other requirements such as Global Cultures, U.S. Diversity, Writing Intensive, Units in Residence, and GPA requirements cannot be accounted for by the Smart Planner. For a comprehensive view of your progress, you must check your Degree Progress Report. A link to run your Degree Progress Report including Planned Courses can be found in the Smart Planner.