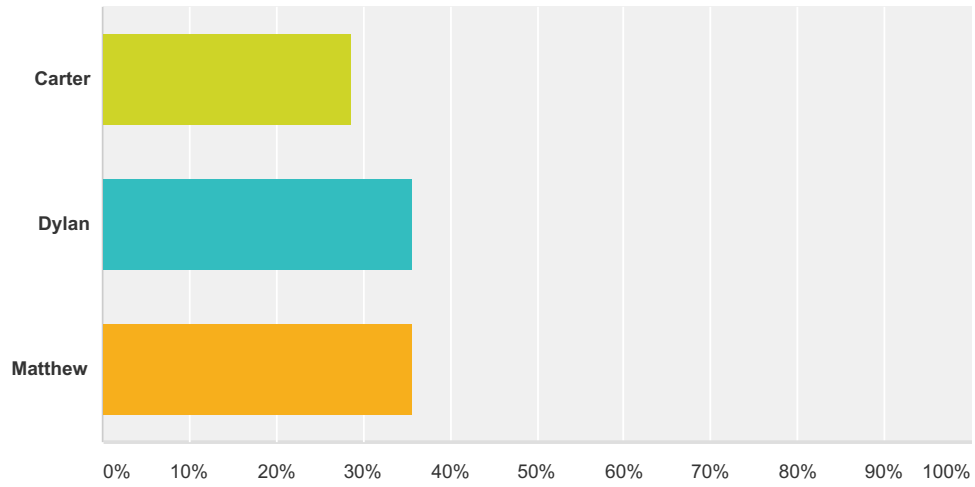


Q1 Name:

Answered: 28 Skipped: 0

Q2 Who is your Peer Coach?

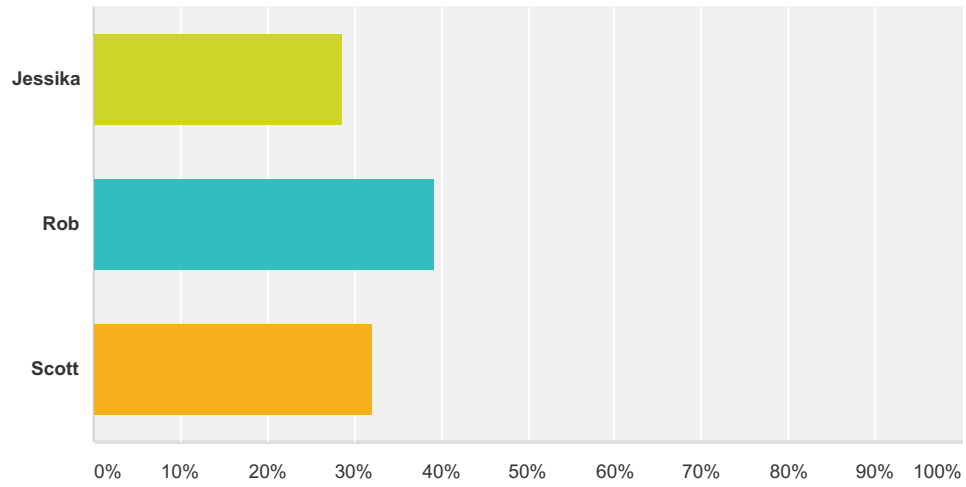
Answered: 28 Skipped: 0



| Answer Choices | Responses | |
|----------------|-----------|-----------|
| Carter | 28.57% | 8 |
| Dylan | 35.71% | 10 |
| Matthew | 35.71% | 10 |
| Total | | 28 |

Q3 Who is your Faculty Coach?

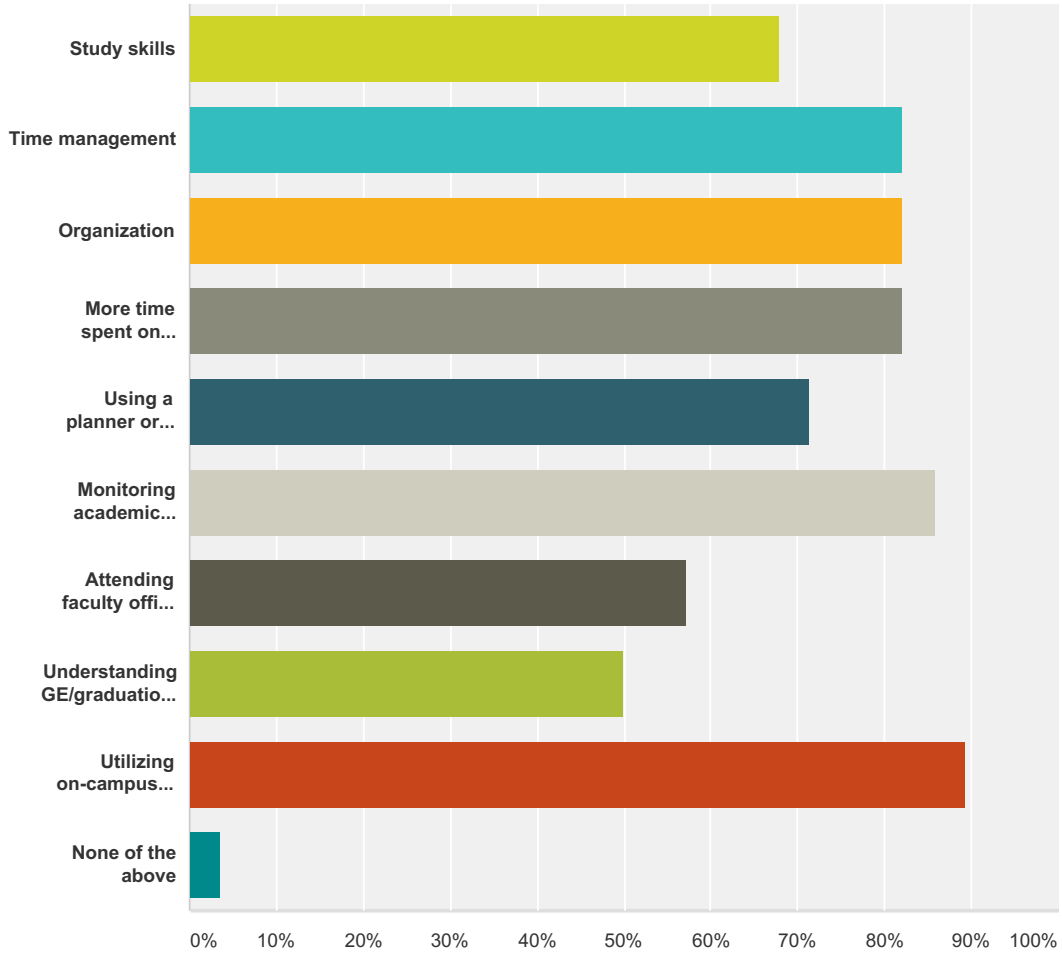
Answered: 28 Skipped: 0



| Answer Choices | Responses |
|----------------|-----------|
| Jessika | 28.57% 8 |
| Rob | 39.29% 11 |
| Scott | 32.14% 9 |
| Total | 28 |

Q4 In your opinion, what skills have you developed due to your enrollment in this class this semester? (select all that apply)

Answered: 28 Skipped: 0



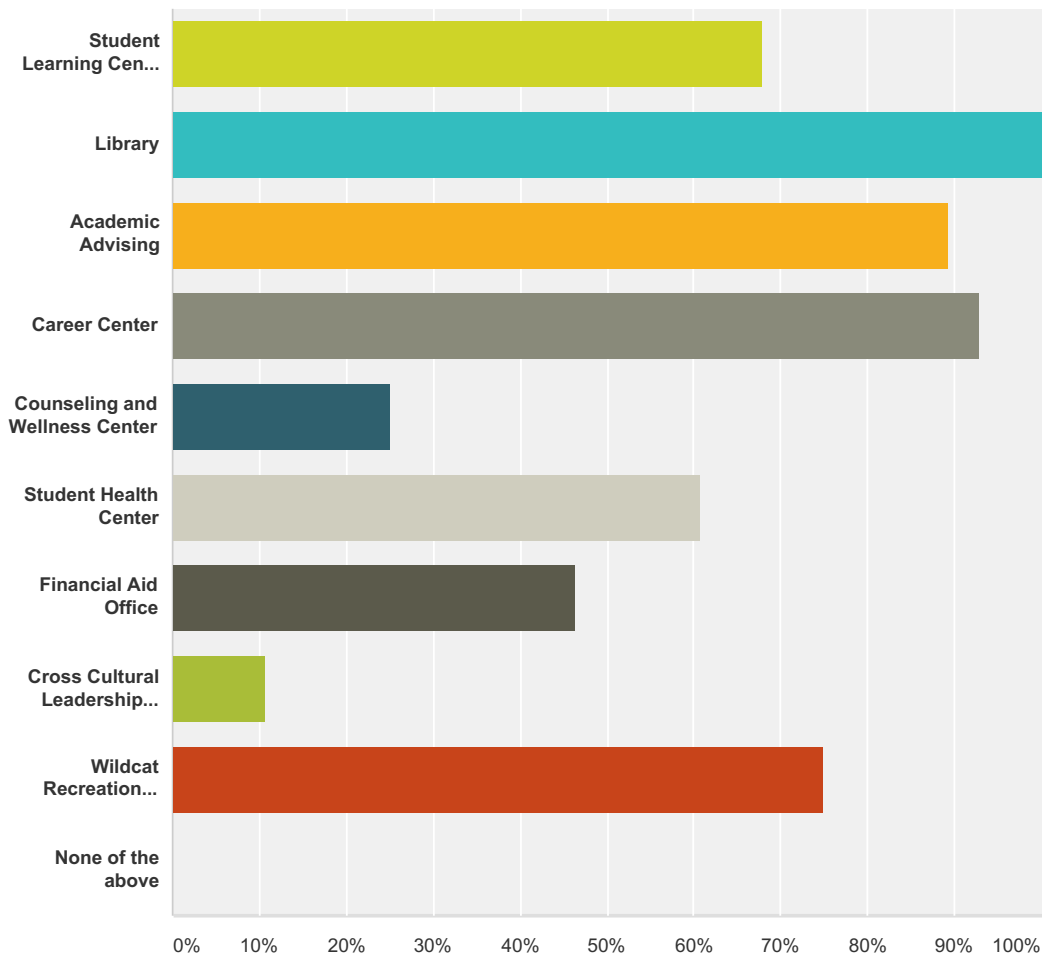
| Answer Choices | Responses |
|--|-----------|
| Study skills | 67.86% 19 |
| Time management | 82.14% 23 |
| Organization | 82.14% 23 |
| More time spent on studying | 82.14% 23 |
| Using a planner or calendar to track assignments | 71.43% 20 |
| Monitoring academic progress (i.e. grades, missed assignments, etc.) | 85.71% 24 |
| Attending faculty office hours | 57.14% 16 |
| Understanding GE/graduation requirements | 50.00% 14 |
| Utilizing on-campus resources | 89.29% 25 |
| None of the above | 3.57% 1 |

LDRS 345 Academic Leadership Class Evaluation

Total Respondents: 28

Q5 What on-campus resources did you utilize this semester? (select all that apply)

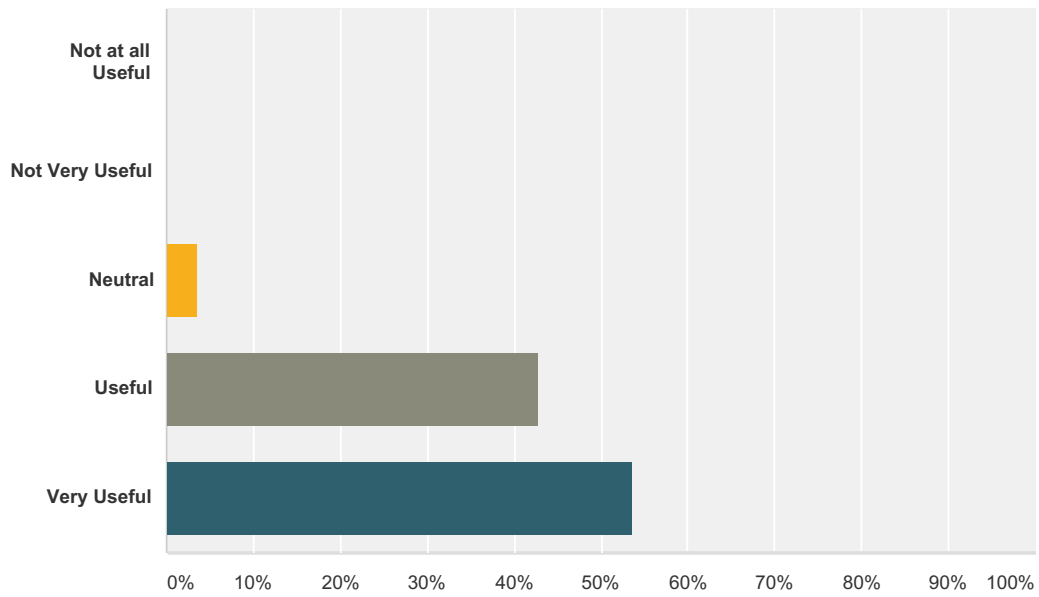
Answered: 28 Skipped: 0



| Answer Choices | Responses | Count |
|---|-----------|-------|
| Student Learning Center (SLC) | 67.86% | 19 |
| Library | 100.00% | 28 |
| Academic Advising | 89.29% | 25 |
| Career Center | 92.86% | 26 |
| Counseling and Wellness Center | 25.00% | 7 |
| Student Health Center | 60.71% | 17 |
| Financial Aid Office | 46.43% | 13 |
| Cross Cultural Leadership Center (CCLC) | 10.71% | 3 |
| Wildcat Recreation Center (WREC) | 75.00% | 21 |
| None of the above | 0.00% | 0 |
| Total Respondents: 28 | | |

Q6 How useful were the small group monthly events to you this semester?

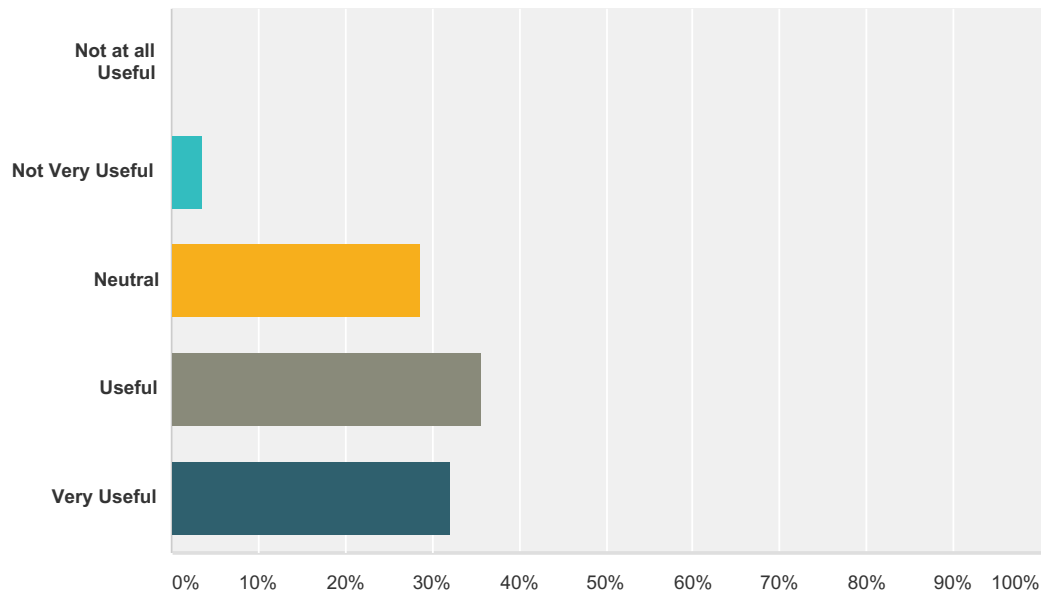
Answered: 28 Skipped: 0



| Answer Choices | Responses | Count |
|-------------------|-----------|-----------|
| Not at all Useful | 0.00% | 0 |
| Not Very Useful | 0.00% | 0 |
| Neutral | 3.57% | 1 |
| Useful | 42.86% | 12 |
| Very Useful | 53.57% | 15 |
| Total | | 28 |

Q7 How useful were the study sessions for you this semester?

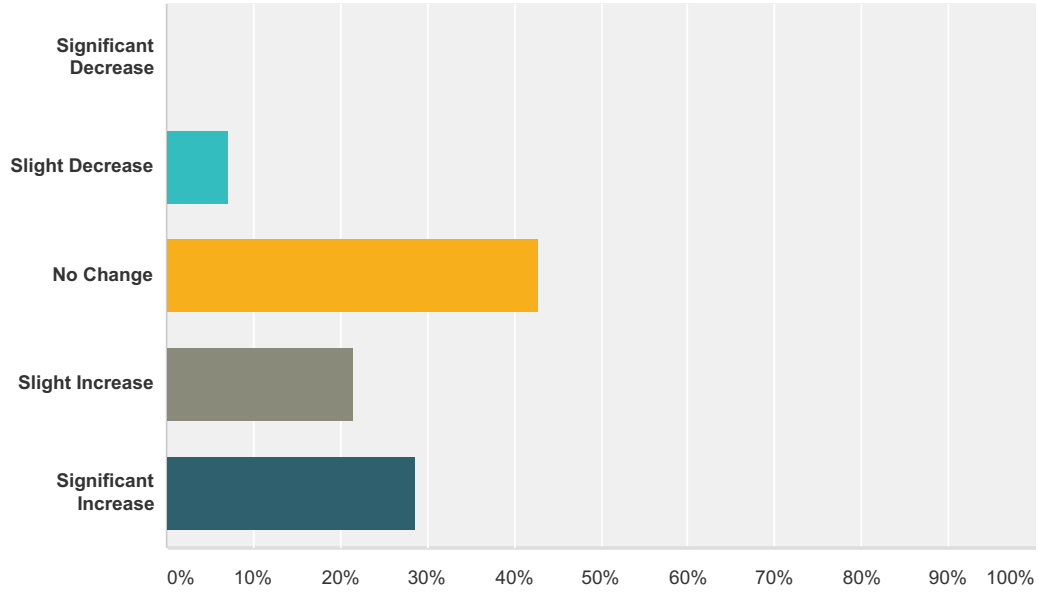
Answered: 28 Skipped: 0



| Answer Choices | Responses | Count |
|-------------------|-----------|-----------|
| Not at all Useful | 0.00% | 0 |
| Not Very Useful | 3.57% | 1 |
| Neutral | 28.57% | 8 |
| Useful | 35.71% | 10 |
| Very Useful | 32.14% | 9 |
| Total | | 28 |

Q8 If the study sessions were mandatory, how much would your attendance for them change?

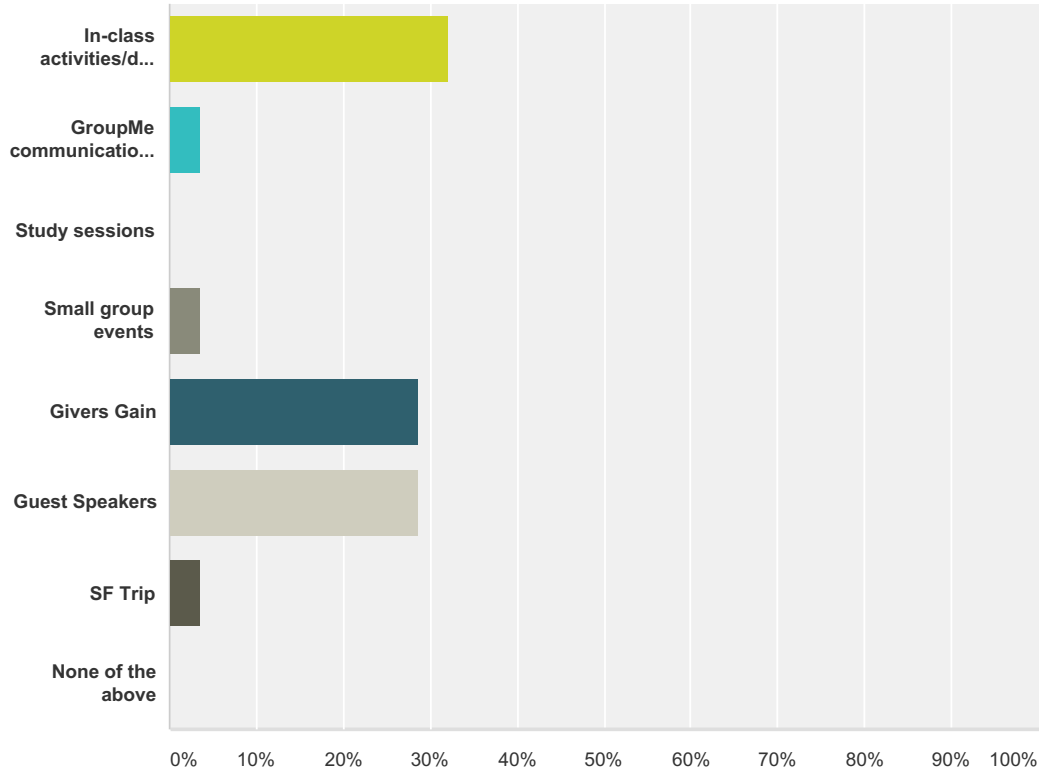
Answered: 28 Skipped: 0



| Answer Choices | Responses | |
|----------------------|-----------|-----------|
| Significant Decrease | 0.00% | 0 |
| Slight Decrease | 7.14% | 2 |
| No Change | 42.86% | 12 |
| Slight Increase | 21.43% | 6 |
| Significant Increase | 28.57% | 8 |
| Total | | 28 |

Q9 In your opinion, what has been the most beneficial aspect of the class this semester?

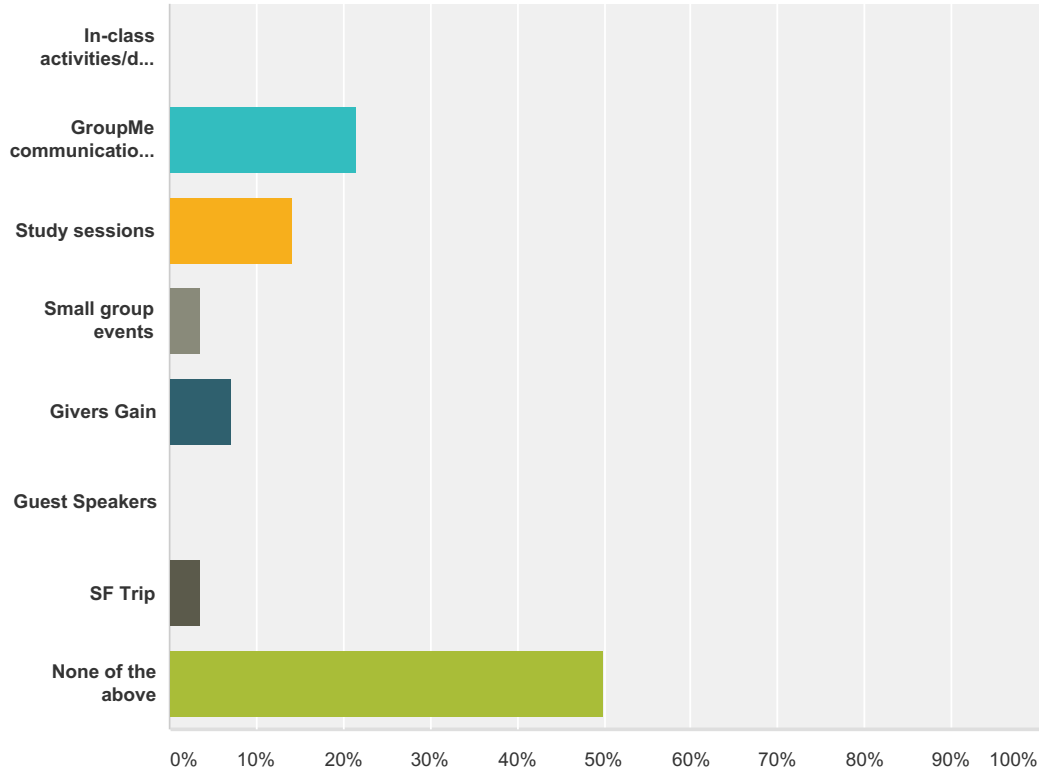
Answered: 28 Skipped: 0



| Answer Choices | Responses |
|----------------------------------|-----------|
| In-class activities/discussions | 32.14% 9 |
| GroupMe communication/activities | 3.57% 1 |
| Study sessions | 0.00% 0 |
| Small group events | 3.57% 1 |
| Givers Gain | 28.57% 8 |
| Guest Speakers | 28.57% 8 |
| SF Trip | 3.57% 1 |
| None of the above | 0.00% 0 |
| Total | 28 |

Q10 In your opinion, what has been the least beneficial aspect of the class this semester?

Answered: 28 Skipped: 0



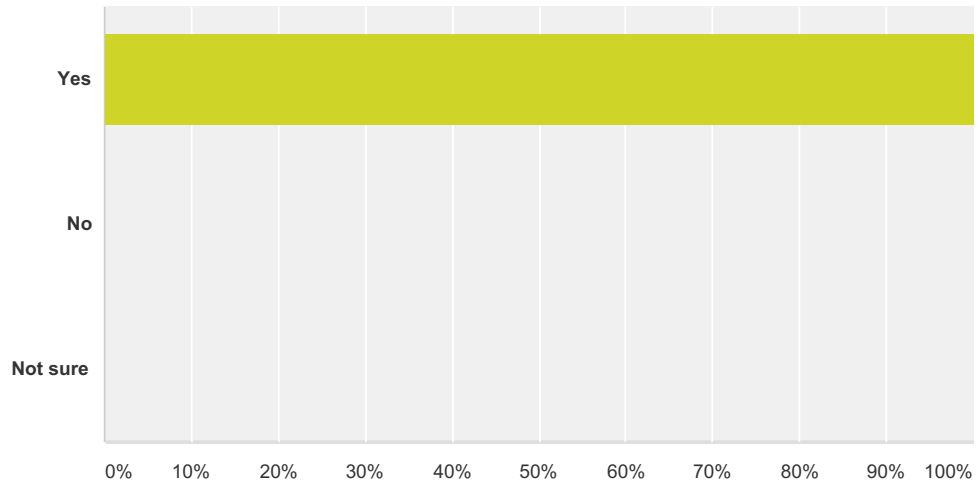
| Answer Choices | Responses |
|----------------------------------|-----------|
| In-class activities/discussions | 0.00% 0 |
| GroupMe communication/activities | 21.43% 6 |
| Study sessions | 14.29% 4 |
| Small group events | 3.57% 1 |
| Givers Gain | 7.14% 2 |
| Guest Speakers | 0.00% 0 |
| SF Trip | 3.57% 1 |
| None of the above | 50.00% 14 |
| Total | 28 |

Q11 Has this class changed the way you think about yourself? Please explain.

Answered: 28 Skipped: 0

Q12 Would you recommend this class to others?

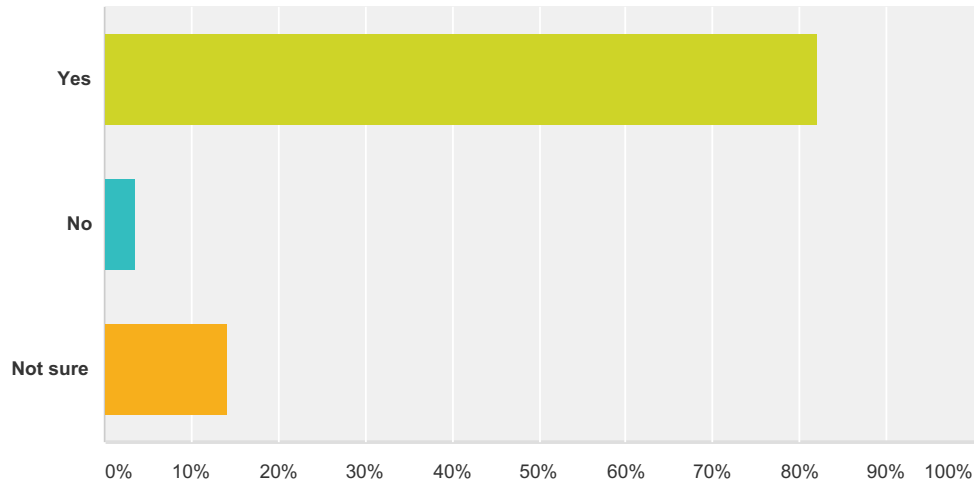
Answered: 28 Skipped: 0



| Answer Choices | Responses |
|----------------|------------|
| Yes | 100.00% 28 |
| No | 0.00% 0 |
| Not sure | 0.00% 0 |
| Total | 28 |

Q13 Would you take this class, or a follow-up class, again if it were offered?

Answered: 28 Skipped: 0



| Answer Choices | Responses | |
|----------------|-----------|-----------|
| Yes | 82.14% | 23 |
| No | 3.57% | 1 |
| Not sure | 14.29% | 4 |
| Total | | 28 |

Q14 Who am I?

Answered: 24 Skipped: 4

Q15 What am I meant to do?

Answered: 24 Skipped: 4

Q16 What am I trying to do with my life?

Answered: 24 Skipped: 4

Q17 What do I value most in my life?

Answered: 24 Skipped: 4

Q18 What would I most like to accomplish in my life time? (Note: An interesting way to approach this question is to write your ideal obituary, including all that you would like to have accomplished before you die.)

Answered: 24 Skipped: 4

Q19 Develop a list of long-term goals.

Answered: 24 Skipped: 4

Q20 What are my primary strengths and weaknesses that are related to what I would like to accomplish?

Answered: 24 Skipped: 4

Q21 What do I need to do to prepare myself to accomplish my long-term goals?

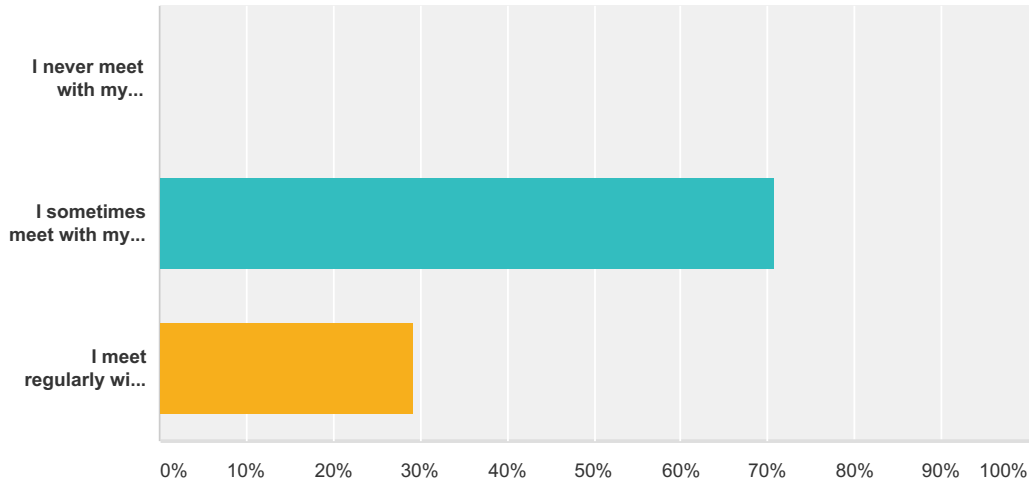
Answered: 24 Skipped: 4

Q22 What do I need to do now to progress toward my long-term goals? Develop a list of short-term goals and update it as needed.

Answered: 24 Skipped: 4

Q23 Since attending this class, how would you rate your level of interaction with your professors this semester?

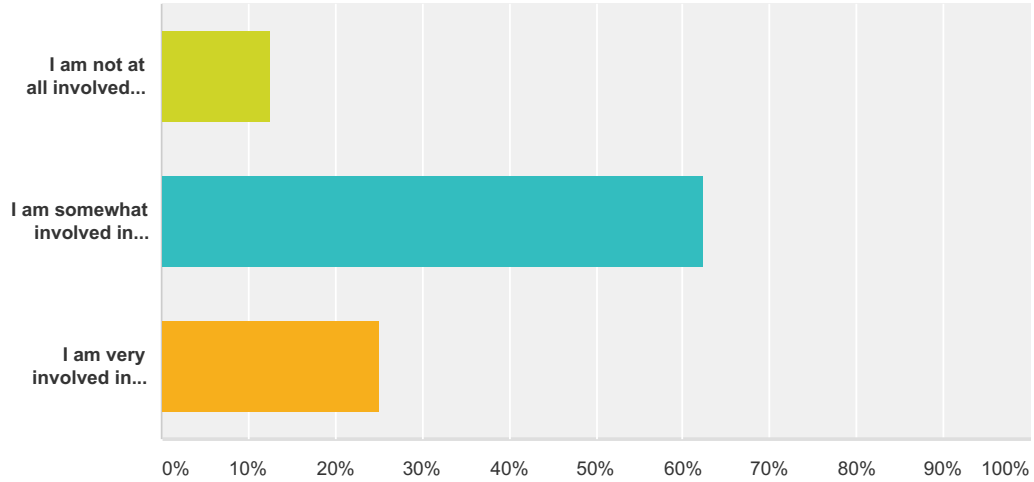
Answered: 24 Skipped: 4



| Answer Choices | Responses |
|-------------------------------------|-----------|
| I never meet with my professors | 0.00% 0 |
| I sometimes meet with my professors | 70.83% 17 |
| I meet regularly with my professors | 29.17% 7 |
| Total | 24 |

Q24 Since attending this class, how would your rate your level of service to the Chico community?

Answered: 24 Skipped: 4



| Answer Choices | Responses | |
|--|-----------|-----------|
| I am not at all involved in community service projects | 12.50% | 3 |
| I am somewhat involved in community service projects | 62.50% | 15 |
| I am very involved in community service projects | 25.00% | 6 |
| Total | | 24 |