



These visuals display results for respondent identity demographics (#47-#51) and academic characteristics (#13, #38-#46).

|                          |                               |                          |                           |                                 |                   |
|--------------------------|-------------------------------|--------------------------|---------------------------|---------------------------------|-------------------|
| Disciplinary Area<br>All | Racial/Ethnic Identity<br>All | Employment Status<br>All | Sexual Orientation<br>All | Format MY<br>All                | Adminyear<br>2022 |
| Gender Identity<br>All   | Adjunct Status<br>All         | Academic Rank<br>All     | Course Division<br>All    | General Education Course<br>All |                   |

### Identity Demographics

Gender identity



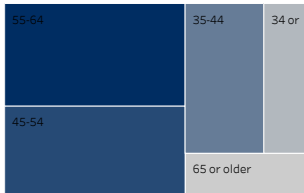
Race/Ethnicity



U.S. citizen



Approximate age

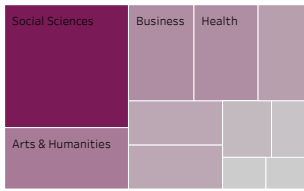


Sexual orientation



### Employment Characteristics

Academic discipline



Employment status




Adjunct status



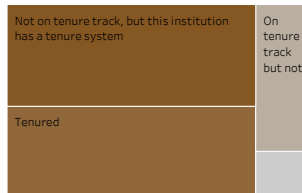
Administrative position



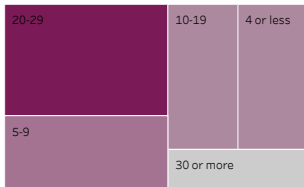
Academic rank




Tenure status



Years of teaching experience



Hold a terminal degree



Currently working towards a degree



Highest degree earned

