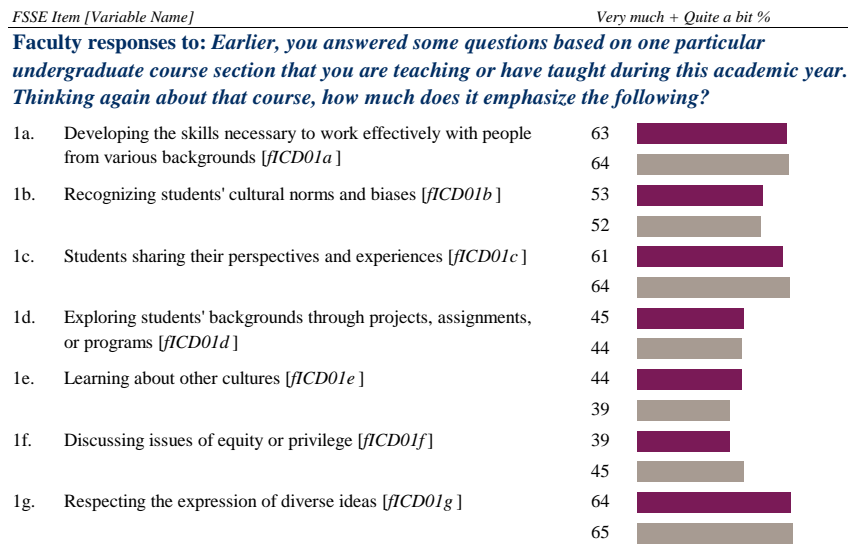




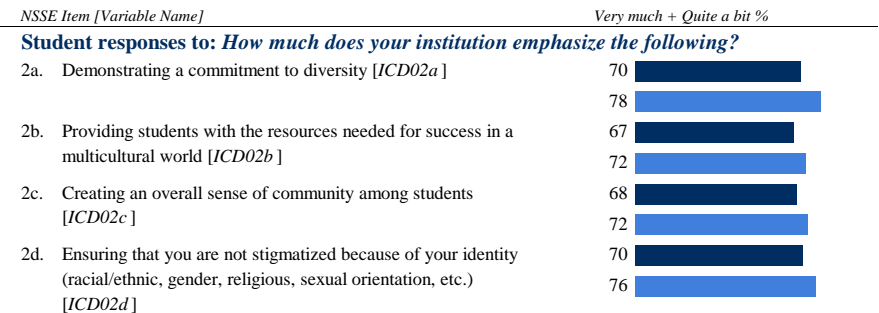
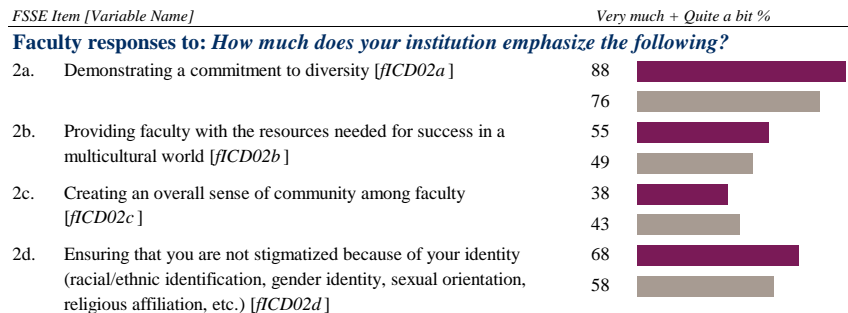
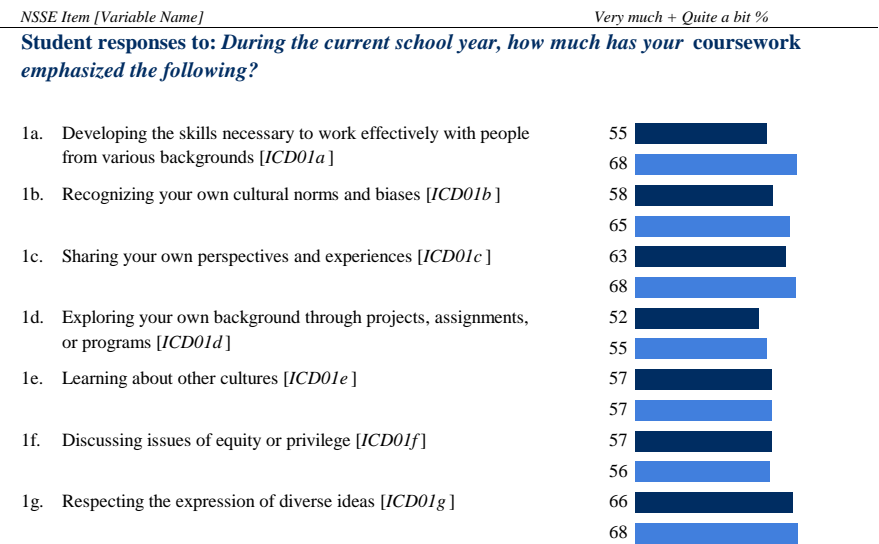
**FSSE 2018**  
**Inclusiveness & Engagement with Diversity**  
**Topical Module**  
California State University, Chico

---

### Faculty Responses



### Student Responses (from NSSE 2018)



Lower-Division  
Upper-Division

First-Year  
Senior

# FSSE 2018 Inclusiveness & Engagement with Diversity Topical Module

## FSSE-NSSE Combined Responses California State University, Chico

### Faculty Responses

FSSE Item [Variable Name]	Very much + Quite a bit %
<b>Faculty responses to: How much does your institution emphasize the following?</b>	
2e. Providing information about anti-discrimination and harassment policies [fICD02e]	76
2f. Taking allegations of discrimination or harassment seriously [fICD02f]	76
2g. Helping faculty develop the skills to confront discrimination and harassment [fICD02g]	58
	52
<b>Faculty responses to: How much does your institution provide a supportive environment for the following forms of diversity?</b>	
3a. Racial/ethnic identification [fICD03a]	74
3b. Gender identity [fICD03b]	81
3c. Economic background [fICD03c]	60
3d. Political affiliation [fICD03d]	36
3e. Religious affiliation [fICD03e]	53
3f. Sexual orientation [fICD03f]	79
3g. Disability status [fICD03g]	71

Lower-Division  
Upper-Division

### Student Responses (from NSSE 2018)

NSSE Item [Variable Name]	Very much + Quite a bit %
<b>Student responses to: How much does your institution emphasize the following?</b>	
2e. Providing information about anti-discrimination and harassment policies [ICD02e]	66
2f. Taking allegations of discrimination or harassment seriously [ICD02f]	70
2g. Helping students develop the skills to confront discrimination and harassment [ICD02g]	61
	69
<b>Student responses to: How much does your institution provide a supportive environment for the following forms of diversity?</b>	
3a. Racial/ethnic identity [ICD03a]	73
3b. Gender identity [ICD03b]	77
3c. Economic background [ICD03c]	66
3d. Political affiliation [ICD03d]	57
3e. Religious affiliation [ICD03e]	62
3f. Sexual orientation [ICD03f]	73
3g. Disability status [ICD03g]	65

First-Year  
Senior

			Lower Division		Upper Division		Total	
Var. Name	Response Options	Count	%	Count	%	Count	%	
<b>1. Earlier, you answered some questions based on one particular undergraduate course section that you are teaching or have taught during this academic year. Thinking again about that course, how much does it emphasize the following? On the core FSSE survey, respondent must answer "Yes" to #7 (that they teach an undergraduate course) to receive the items in #1 in this item set.</b>								
a. Developing the skills necessary to work effectively with people from various backgrounds	fICD01a	Very little	11	19	23	16	34	17
		Some	11	19	28	20	39	20
		Quite a bit	28	47	38	27	66	33
		Very much	9	15	51	36	60	30
		Total	59	100	140	100	199	100
b. Recognizing students' cultural norms and biases	fICD01b	Very little	18	31	30	22	48	24
		Some	10	17	37	27	47	24
		Quite a bit	22	37	35	25	57	29
		Very much	9	15	37	27	46	23
		Total	59	100	139	100	198	100
c. Students sharing their perspectives and experiences	fICD01c	Very little	11	19	17	12	28	14
		Some	12	20	33	24	45	23
		Quite a bit	21	36	42	30	63	32
		Very much	15	25	47	34	62	31
		Total	59	100	139	100	198	100
d. Exploring students' backgrounds through projects, assignments, or programs	fICD01d	Very little	19	33	47	34	66	34
		Some	13	22	31	22	44	22
		Quite a bit	15	26	34	24	49	25
		Very much	11	19	27	19	38	19
		Total	58	100	139	100	197	100
e. Learning about other cultures	fICD01e	Very little	20	34	44	32	64	32
		Some	13	22	41	29	54	27
		Quite a bit	15	25	23	17	38	19
		Very much	11	19	31	22	42	21
		Total	59	100	139	100	198	100
f. Discussing issues of equity or privilege	fICD01f	Very little	21	36	44	32	65	33
		Some	15	25	33	24	48	24
		Quite a bit	12	20	25	18	37	19
		Very much	11	19	37	27	48	24
		Total	59	100	139	100	198	100
g. Respecting the expression of diverse ideas	fICD01g	Very little	10	17	21	15	31	16
		Some	11	19	27	19	38	19
		Quite a bit	21	36	43	31	64	32
		Very much	17	29	48	35	65	33
		Total	59	100	139	100	198	100
<b>2. How much does your institution emphasize the following?</b>								
a. Demonstrating a commitment to diversity	fICD02a	Very little	0	0	4	3	4	2
		Some	7	12	29	21	36	18
		Quite a bit	28	49	54	39	82	42
		Very much	22	39	53	38	75	38
		Total	57	100	140	100	197	100
b. Providing faculty with the resources needed for success in a multicultural world	fICD02b	Very little	2	3	12	9	14	7
		Some	24	41	59	43	83	42
		Quite a bit	21	36	42	30	63	32
		Very much	11	19	25	18	36	18
		Total	58	100	138	100	196	100
c. Creating an overall sense of community among faculty	fICD02c	Very little	13	22	24	17	37	19
		Some	23	40	55	40	78	40
		Quite a bit	13	22	39	28	52	26
		Very much	9	16	21	15	30	15
		Total	58	100	139	100	197	100

	Var. Name	Response Options	Lower Division		Upper Division		Total	
			Count	%	Count	%	Count	%
d. Ensuring that you are not stigmatized because of your identity (racial/ethnic identification, gender identity, sexual orientation, religious affiliation, etc.)	fICD02d	Very little	6	10	11	8	17	9
		Some	13	22	48	35	61	31
		Quite a bit	29	49	49	35	78	39
		Very much	11	19	31	22	42	21
		Total	59	100	139	100	198	100
e. Providing information about anti-discrimination and harassment policies	fICD02e	Very little	1	2	6	4	7	4
		Some	13	22	24	17	37	19
		Quite a bit	25	42	63	45	88	44
		Very much	20	34	46	33	66	33
		Total	59	100	139	100	198	100
f. Taking allegations of discrimination or harassment seriously	fICD02f	Very little	3	5	13	9	16	8
		Some	11	19	28	20	39	20
		Quite a bit	24	41	48	35	72	37
		Very much	20	34	48	35	68	35
		Total	58	100	137	100	195	100
g. Helping faculty develop the skills to confront discrimination and harassment	fICD02g	Very little	6	10	17	12	23	12
		Some	19	32	49	36	68	35
		Quite a bit	22	37	35	25	57	29
		Very much	12	20	37	27	49	25
		Total	59	100	138	100	197	100
<b>3. How much does your institution provide a supportive environment for the following forms of diversity?</b>								
a. Racial/ethnic identification	fICD03a	Very little	0	0	2	1	2	1
		Some	15	26	44	31	59	30
		Quite a bit	22	38	55	39	77	39
		Very much	21	36	39	28	60	30
		Total	58	100	140	100	198	100
b. Gender identity	fICD03b	Very little	0	0	1	1	1	1
		Some	11	19	36	26	47	24
		Quite a bit	24	41	61	44	85	43
		Very much	23	40	41	29	64	32
		Total	58	100	139	100	197	100
c. Economic background	fICD03c	Very little	4	7	14	10	18	9
		Some	19	33	53	39	72	37
		Quite a bit	19	33	48	35	67	34
		Very much	16	28	22	16	38	19
		Total	58	100	137	100	195	100
d. Political affiliation	fICD03d	Very little	15	26	34	25	49	25
		Some	22	38	70	51	92	47
		Quite a bit	11	19	20	14	31	16
		Very much	10	17	14	10	24	12
		Total	58	100	138	100	196	100
e. Religious affiliation	fICD03e	Very little	9	16	27	20	36	19
		Some	18	32	66	48	84	43
		Quite a bit	18	32	31	23	49	25
		Very much	12	21	13	9	25	13
		Total	57	100	137	100	194	100
f. Sexual orientation	fICD03f	Very little	1	2	4	3	5	3
		Some	11	19	36	26	47	24
		Quite a bit	23	40	60	43	83	42
		Very much	23	40	39	28	62	31
		Total	58	100	139	100	197	100
g. Disability status	fICD03g	Very little	0	0	9	7	9	5
		Some	17	29	45	33	62	32
		Quite a bit	22	38	44	32	66	34
		Very much	19	33	38	28	57	29
		Total	58	100	136	100	194	100