

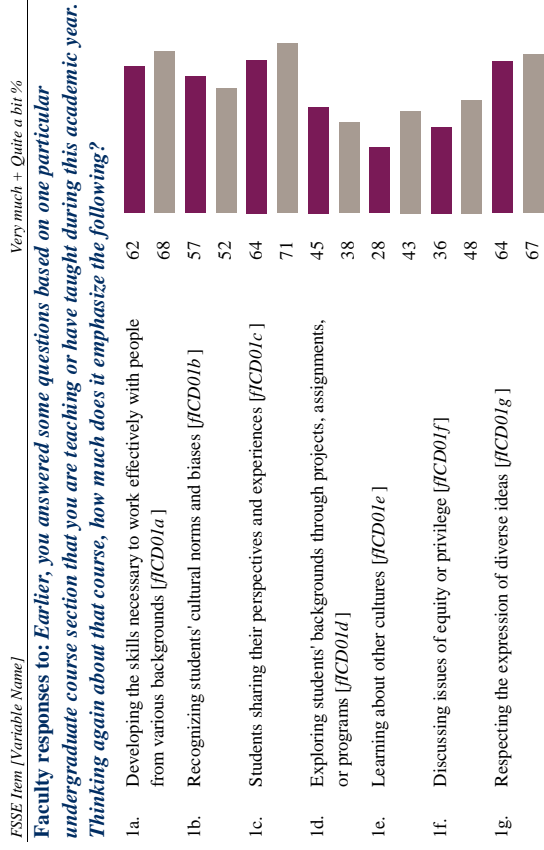


---

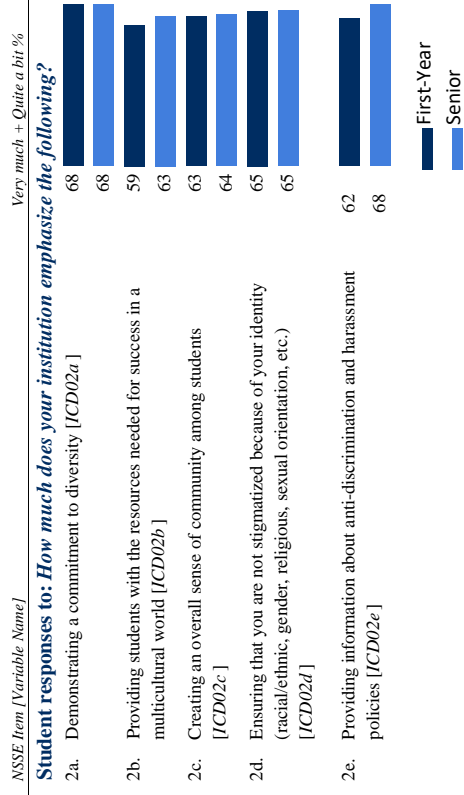
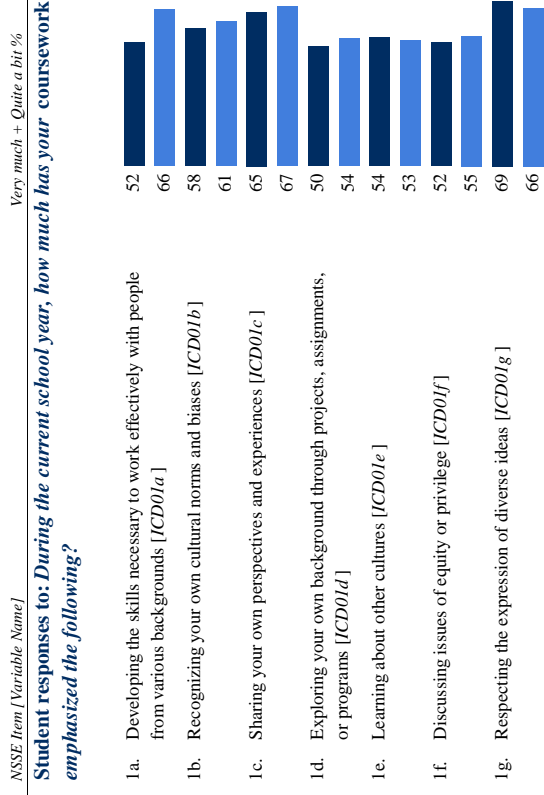
**FSSE 2020**  
**Inclusiveness & Engagement with Diversity**  
**Topical Module**  
California State University, Chico

---

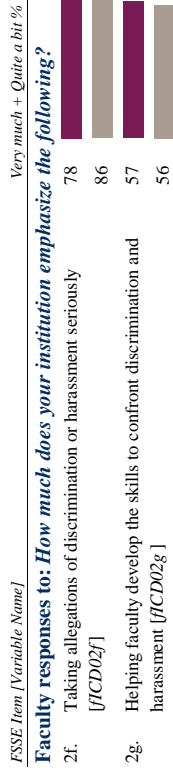
### Faculty Responses



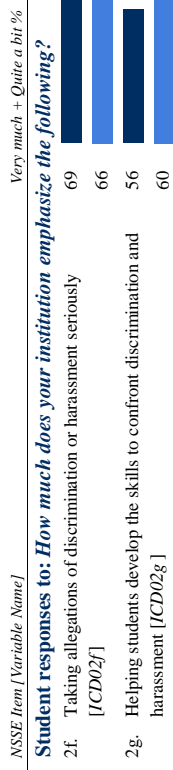
### Student Responses (from NSSE 2020)



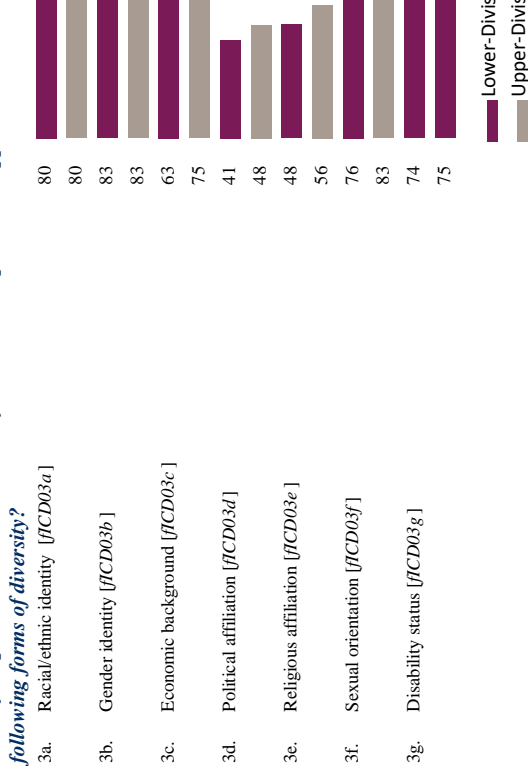
### Faculty Responses



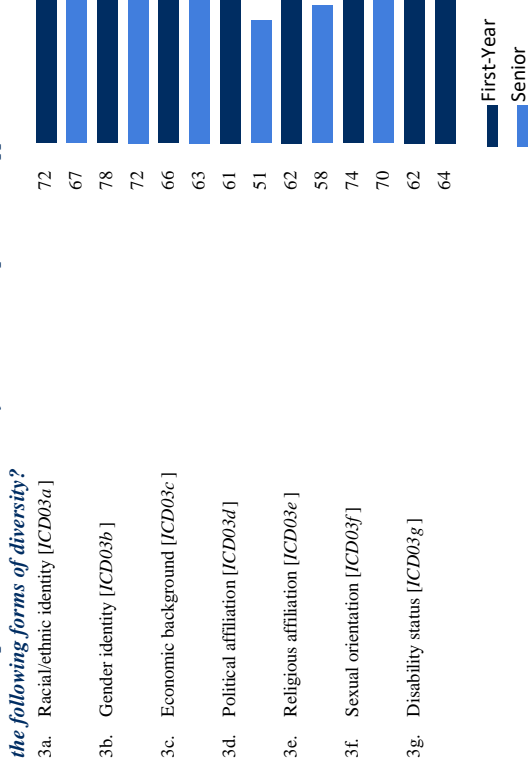
### Student Responses (from NSSE 2020)



### Faculty Responses to: How much does your institution provide a supportive environment for the following forms of diversity?



### Student Responses to: How much does your institution provide a supportive environment for the following forms of diversity?



	Var. Name	Response Options	Lower Division		Upper Division		Total		
			Count	%	Count	%	Count	%	
<b>1. Earlier, you answered some questions based on one particular undergraduate course section that you are teaching or have taught during this academic year. Thinking again about that course, how much does it emphasize the following? On the core FSSE survey, respondent must answer "Yes" to #7 (that they teach an undergraduate course) to receive the items in #1 in this item set.</b>									
a.	Developing the skills necessary to work effectively with people from various backgrounds	fICD01a	Very little	4	9	9	11	13	10
		Some	14	30	18	21	32	24	
		Quite a bit	17	36	30	36	47	36	
		Very much	12	26	27	32	39	30	
		Total	47	100	84	100	131	100	
b.	Recognizing students' cultural norms and biases	fICD01b	Very little	8	17	18	21	26	20
		Some	12	26	22	26	34	26	
		Quite a bit	15	32	24	29	39	30	
		Very much	12	26	20	24	32	24	
		Total	47	100	84	100	131	100	
c.	Students sharing their perspectives and experiences	fICD01c	Very little	8	18	10	12	18	14
		Some	8	18	14	17	22	17	
		Quite a bit	13	29	34	40	47	36	
		Very much	16	36	26	31	42	33	
		Total	45	100	84	100	129	100	
d.	Exploring students' backgrounds through projects, assignments, or programs	fICD01d	Very little	15	32	28	33	43	33
		Some	11	23	24	29	35	27	
		Quite a bit	13	28	18	21	31	24	
		Very much	8	17	14	17	22	17	
		Total	47	100	84	100	131	100	
e.	Learning about other cultures	fICD01e	Very little	15	32	23	27	38	29
		Some	19	40	25	30	44	34	
		Quite a bit	7	15	17	20	24	18	
		Very much	6	13	19	23	25	19	
		Total	47	100	84	100	131	100	
f.	Discussing issues of equity or privilege	fICD01f	Very little	14	30	24	29	38	29
		Some	16	34	20	24	36	27	
		Quite a bit	7	15	21	25	28	21	
		Very much	10	21	19	23	29	22	
		Total	47	100	84	100	131	100	
g.	Respecting the expression of diverse ideas	fICD01g	Very little	8	17	11	13	19	15
		Some	9	19	17	20	26	20	
		Quite a bit	12	26	28	33	40	31	
		Very much	18	38	28	33	46	35	
		Total	47	100	84	100	131	100	
<b>2. How much does your institution emphasize the following?</b>									
a.	Demonstrating a commitment to diversity	fICD02a	Very little	3	6	1	1	4	3
		Some	4	8	10	12	14	11	
		Quite a bit	19	40	33	39	52	39	
		Very much	22	46	40	48	62	47	
		Total	48	100	84	100	132	100	
b.	Providing faculty with the resources needed for success in a multicultural world	fICD02b	Very little	5	10	4	5	9	7
		Some	18	38	28	33	46	35	
		Quite a bit	16	33	31	37	47	36	
		Very much	9	19	21	25	30	23	
		Total	48	100	84	100	132	100	
c.	Creating an overall sense of community among faculty	fICD02c	Very little	4	8	9	11	13	10
		Some	22	46	25	30	47	36	
		Quite a bit	13	27	32	38	45	34	
		Very much	9	19	18	21	27	20	
		Total	48	100	84	100	132	100	

	Var. Name	Response Options	Lower Division		Upper Division		Total	
			Count	%	Count	%	Count	%
d. Ensuring that you are not stigmatized because of your identity (racial/ethnic, gender, religious, sexual orientation, etc.)	fICD02d	Very little	2	4	7	8	9	7
		Some	13	28	16	19	29	22
		Quite a bit	19	40	33	40	52	40
		Very much	13	28	27	33	40	31
		Total	47	100	83	100	130	100
e. Providing information about anti-discrimination and harassment policies	fICD02e	Very little	2	4	4	5	6	5
		Some	8	17	6	7	14	11
		Quite a bit	17	36	45	54	62	47
		Very much	20	43	29	35	49	37
		Total	47	100	84	100	131	100
f. Taking allegations of discrimination or harassment seriously	fICD02f	Very little	1	2	4	5	5	4
		Some	9	20	8	10	17	13
		Quite a bit	19	41	37	45	56	43
		Very much	17	37	34	41	51	40
		Total	46	100	83	100	129	100
g. Helping faculty develop the skills to confront discrimination and harassment	fICD02g	Very little	4	9	6	7	10	8
		Some	16	34	31	37	47	36
		Quite a bit	17	36	26	31	43	33
		Very much	10	21	21	25	31	24
		Total	47	100	84	100	131	100
<b>3. How much does your institution provide a supportive environment for the following forms of diversity?</b>								
a. Racial/ethnic identity	fICD03a	Very little	1	2	4	5	5	4
		Some	8	17	13	15	21	16
		Quite a bit	23	50	37	44	60	46
		Very much	14	30	30	36	44	34
		Total	46	100	84	100	130	100
b. Gender identity	fICD03b	Very little	1	2	3	4	4	3
		Some	7	15	11	13	18	14
		Quite a bit	21	46	40	48	61	47
		Very much	17	37	30	36	47	36
		Total	46	100	84	100	130	100
c. Economic background	fICD03c	Very little	6	13	5	6	11	8
		Some	11	24	16	19	27	21
		Quite a bit	18	39	37	44	55	42
		Very much	11	24	26	31	37	28
		Total	46	100	84	100	130	100
d. Political affiliation	fICD03d	Very little	8	17	15	18	23	18
		Some	19	41	28	34	47	37
		Quite a bit	16	35	25	30	41	32
		Very much	3	7	14	17	17	13
		Total	46	100	82	100	128	100
e. Religious affiliation	fICD03e	Very little	9	20	13	15	22	17
		Some	15	33	24	29	39	30
		Quite a bit	16	35	29	35	45	35
		Very much	6	13	18	21	24	18
		Total	46	100	84	100	130	100
f. Sexual orientation	fICD03f	Very little	2	4	4	5	6	5
		Some	9	20	10	12	19	15
		Quite a bit	18	39	41	49	59	45
		Very much	17	37	29	35	46	35
		Total	46	100	84	100	130	100
g. Disability status	fICD03g	Very little	2	4	7	8	9	7
		Some	10	22	14	17	24	18
		Quite a bit	24	52	32	38	56	43
		Very much	10	22	31	37	41	32
		Total	46	100	84	100	130	100