



---

# **NSSE 2018 Topical Module Report**

## **First-Year Experiences and Senior Transitions**

California State University, Chico

---

This page intentionally left blank.

## About This Topical Module

This module includes a set of items only for first-year students and a set only for seniors, with questions adapted from the Beginning College Survey of Student Engagement and the Strategic National Arts Alumni Project, respectively. The first-year items focus on academic perseverance, help-seeking behaviors, and institutional commitment, while the senior items explore post-graduation plans, links between the academic major and future plans, and confidence with skills developed during college.

## Comparison Group

This section summarizes how this module's comparison group was identified, including selection criteria and whether the default option was taken. This is followed by the resulting list of institutions represented in the 'FY Exp / Sr Transittn' column of this report.

|  |   |
|--|---|
| Group label                                | FY Exp / Sr Transittn   |
| Date submitted                             | 5/2/18  |
| How was this comparison group constructed? | Your institution customized this comparison group by selecting institutions from all module participants. |
| Group description                          | IPEDS Far West, Public classification   |

## FY Exp / Sr Transittn (N=8)

California State University Maritime Academy (Vallejo, CA)\*  
 California State University, East Bay (Hayward, CA)\*  
 Eastern Oregon University (La Grande, OR)\*  
 Eastern Washington University (Cheney, WA)\*  
 San Jose State University (San Jose, CA)\*  
 Southern Oregon University (Ashland, OR)  
 University of Washington Bothell (Bothell, WA)\*  
 Washington State University (Pullman, WA)\*

### First-Year Students

| Item wording or description  | Variable name | Values <sup>c</sup> | Response options     | Frequency Distributions <sup>a</sup> |     |                       |     | Statistical Comparisons <sup>b</sup> |                       |                          |
|--|---------------|---------------------|----------------------|--------------------------------------|-----|-----------------------|-----|--------------------------------------|-----------------------|--------------------------|
|  |               |                     |                      | CSU, Chico                           |     | FY Exp / Sr Transitrn |     | CSU, Chico                           | FY Exp / Sr Transitrn |                          |
|  |               |                     |                      | Count                                | %   | Count                 | %   | Mean                                 | Mean                  | Effect size <sup>d</sup> |
| <b>1. During the current school year, about how often have you done the following?</b>         |               |                     |                      |                                      |     |                       |     |                                      |                       |                          |
| a. Studied when there were other interesting things to do                                      | FYSfy01a      | 1                   | Never                | 21                                   | 5   | 104                   | 4   | <b>2.7</b>                           | 2.8                   | -.07                     |
|  |               | 2                   | Sometimes            | 196                                  | 38  | 1,057                 | 37  |                                      |                       |                          |
|  |               | 3                   | Often                | 209                                  | 40  | 1,128                 | 39  |                                      |                       |                          |
|  |               | 4                   | Very often           | 93                                   | 17  | 568                   | 20  |                                      |                       |                          |
|  |               | Total               |                      | 519                                  | 100 | 2,857                 | 100 |                                      |                       |                          |
| b. Found additional information for course assignments when you didn't understand the material | FYSfy01b      | 1                   | Never                | 13                                   | 3   | 74                    | 3   | <b>2.8</b>                           | 2.8                   | -.01                     |
|  |               | 2                   | Sometimes            | 159                                  | 31  | 856                   | 31  |                                      |                       |                          |
|  |               | 3                   | Often                | 248                                  | 48  | 1,386                 | 48  |                                      |                       |                          |
|  |               | 4                   | Very often           | 96                                   | 18  | 526                   | 19  |                                      |                       |                          |
|  |               | Total               |                      | 516                                  | 100 | 2,842                 | 100 |                                      |                       |                          |
| c. Participated in course discussions, even when you didn't feel like it                       | FYSfy01c      | 1                   | Never                | 52                                   | 10  | 214                   | 8   | <b>2.5</b>                           | 2.6                   | -.03                     |
|  |               | 2                   | Sometimes            | 208                                  | 41  | 1,172                 | 41  |                                      |                       |                          |
|  |               | 3                   | Often                | 181                                  | 35  | 1,091                 | 38  |                                      |                       |                          |
|  |               | 4                   | Very often           | 76                                   | 15  | 376                   | 13  |                                      |                       |                          |
|  |               | Total               |                      | 517                                  | 100 | 2,853                 | 100 |                                      |                       |                          |
| d. Asked instructors for help when you struggled with course assignments                       | FYSfy01d      | 1                   | Never                | 51                                   | 10  | 252                   | 9   | <b>2.5</b>                           | 2.5                   | .03                      |
|  |               | 2                   | Sometimes            | 211                                  | 40  | 1,260                 | 44  |                                      |                       |                          |
|  |               | 3                   | Often                | 184                                  | 36  | 954                   | 33  |                                      |                       |                          |
|  |               | 4                   | Very often           | 71                                   | 14  | 381                   | 14  |                                      |                       |                          |
|  |               | Total               |                      | 517                                  | 100 | 2,847                 | 100 |                                      |                       |                          |
| e. Finished something you have started when you encountered challenges                         | FYSfy01e      | 1                   | Never                | 2                                    | 0   | 25                    | 1   | <b>3.0</b>                           | 3.0                   | .00                      |
|  |               | 2                   | Sometimes            | 114                                  | 22  | 632                   | 22  |                                      |                       |                          |
|  |               | 3                   | Often                | 266                                  | 51  | 1,443                 | 51  |                                      |                       |                          |
|  |               | 4                   | Very often           | 133                                  | 26  | 749                   | 27  |                                      |                       |                          |
|  |               | Total               |                      | 515                                  | 100 | 2,849                 | 100 |                                      |                       |                          |
| f. Stayed positive, even when you did poorly on a test or assignment                           | FYSfy01f      | 1                   | Never                | 16                                   | 3   | 118                   | 4   | <b>2.9</b>                           | 2.9                   | .01                      |
|  |               | 2                   | Sometimes            | 149                                  | 29  | 823                   | 28  |                                      |                       |                          |
|  |               | 3                   | Often                | 230                                  | 45  | 1,247                 | 44  |                                      |                       |                          |
|  |               | 4                   | Very often           | 121                                  | 24  | 659                   | 24  |                                      |                       |                          |
|  |               | Total               |                      | 516                                  | 100 | 2,847                 | 100 |                                      |                       |                          |
| <b>2. During the current school year, how difficult have the following been for you?</b>       |               |                     |                      |                                      |     |                       |     |                                      |                       |                          |
| a. Learning course material  | FYSfy02a      | 1                   | Not at all difficult | 24                                   | 5   | 102                   | 4   | <b>3.4</b>                           | 3.5                   | -.01                     |
|  |               | 2                   | 2                    | 68                                   | 13  | 359                   | 14  |                                      |                       |                          |
|  |               | 3                   | 3                    | 170                                  | 33  | 935                   | 33  |                                      |                       |                          |
|  |               | 4                   | 4                    | 177                                  | 34  | 1,054                 | 36  |                                      |                       |                          |
|  |               | 5                   | 5                    | 60                                   | 12  | 316                   | 11  |                                      |                       |                          |
|  |               | 6                   | Very difficult       | 17                                   | 3   | 86                    | 3   |                                      |                       |                          |
|  |               | Total               |                      | 516                                  | 100 | 2,852                 | 100 |                                      |                       |                          |
| b. Managing your time  | FYSfy02b      | 1                   | Not at all difficult | 28                                   | 6   | 116                   | 4   | <b>3.9</b>                           | 3.8                   | .05                      |
|  |               | 2                   | 2                    | 53                                   | 10  | 355                   | 13  |                                      |                       |                          |
|  |               | 3                   | 3                    | 122                                  | 23  | 650                   | 22  |                                      |                       |                          |
|  |               | 4                   | 4                    | 139                                  | 27  | 838                   | 29  |                                      |                       |                          |
|  |               | 5                   | 5                    | 103                                  | 20  | 556                   | 19  |                                      |                       |                          |
|  |               | 6                   | Very difficult       | 71                                   | 14  | 333                   | 12  |                                      |                       |                          |
|  |               | Total               |                      | 516                                  | 100 | 2,848                 | 100 |                                      |                       |                          |

\*p<.05, \*\*p<.01, \*\*\*p<.001 (2-tailed); Refer to the endnotes page for the key to triangle symbols.

## First-Year Students

| Item wording or description  | Variable name | Values <sup>c</sup> | Response options     | Frequency Distributions <sup>a</sup> |     |                       |     | Statistical Comparisons <sup>b</sup> |                       |                          |
|--|---------------|---------------------|----------------------|--------------------------------------|-----|-----------------------|-----|--------------------------------------|-----------------------|--------------------------|
|  |               |                     |                      | CSU, Chico                           |     | FY Exp / Sr Transitrn |     | CSU, Chico                           | FY Exp / Sr Transitrn | Effect size <sup>d</sup> |
|  |               |                     |                      | Count                                | %   | Count                 | %   | Mean                                 | Mean                  |                          |
| c. Getting help with school work   | FYSfy02c      | 1                   | Not at all difficult | 63                                   | 13  | 333                   | 13  | <b>3.1</b>                           | 3.0                   | .05                      |
|  |               | 2                   | 2                    | 108                                  | 20  | 642                   | 23  |                                      |                       |                          |
|  |               | 3                   | 3                    | 168                                  | 32  | 893                   | 31  |                                      |                       |                          |
|  |               | 4                   | 4                    | 115                                  | 22  | 642                   | 22  |                                      |                       |                          |
|  |               | 5                   | 5                    | 43                                   | 9   | 234                   | 8   |                                      |                       |                          |
|  |               | 6                   | Very difficult       | 20                                   | 4   | 103                   | 4   |                                      |                       |                          |
| Total  |               |                     |                      | 517                                  | 100 | 2,847                 | 100 |                                      |                       |                          |
| d. Interacting with faculty  | FYSfy02d      | 1                   | Not at all difficult | 81                                   | 17  | 415                   | 15  | <b>2.9</b>                           | 2.9                   | .01                      |
|  |               | 2                   | 2                    | 134                                  | 26  | 709                   | 26  |                                      |                       |                          |
|  |               | 3                   | 3                    | 137                                  | 26  | 791                   | 27  |                                      |                       |                          |
|  |               | 4                   | 4                    | 99                                   | 19  | 580                   | 20  |                                      |                       |                          |
|  |               | 5                   | 5                    | 32                                   | 6   | 233                   | 8   |                                      |                       |                          |
|  |               | 6                   | Very difficult       | 34                                   | 6   | 114                   | 4   |                                      |                       |                          |
| Total  |               |                     |                      | 517                                  | 100 | 2,842                 | 100 |                                      |                       |                          |
| <b>3. During the current school year, about how often have you sought help with coursework from the following sources?</b> |               |                     |                      |                                      |     |                       |     |                                      |                       |                          |
| a. Faculty members   | FYSfy03a_16   | 1                   | Never                | 98                                   | 19  | 510                   | 17  | <b>2.1</b>                           | 2.2                   | -.07                     |
|  |               | 2                   | Sometimes            | 288                                  | 55  | 1,568                 | 55  |                                      |                       |                          |
|  |               | 3                   | Often                | 112                                  | 22  | 610                   | 22  |                                      |                       |                          |
|  |               | 4                   | Very often           | 20                                   | 4   | 156                   | 6   |                                      |                       |                          |
|  |               | Total               |                      |                                      |     | 518                   | 100 |                                      |                       |                          |
| b. Academic advisors   | FYSfy03b_16   | 1                   | Never                | 209                                  | 41  | 1,133                 | 40  | <b>1.8</b>                           | 1.8                   | -.03                     |
|  |               | 2                   | Sometimes            | 211                                  | 40  | 1,186                 | 41  |                                      |                       |                          |
|  |               | 3                   | Often                | 79                                   | 15  | 415                   | 15  |                                      |                       |                          |
|  |               | 4                   | Very often           | 17                                   | 3   | 106                   | 4   |                                      |                       |                          |
|  |               | Total               |                      |                                      |     | 516                   | 100 |                                      |                       |                          |
| c. Learning support services (tutoring, writing center, success coaching, etc.)  | FYSfy03c_16   | 1                   | Never                | 190                                  | 37  | 1,094                 | 38  | <b>2.0</b>                           | 1.9 *                 | .10                      |
|  |               | 2                   | Sometimes            | 171                                  | 33  | 1,103                 | 39  |                                      |                       |                          |
|  |               | 3                   | Often                | 106                                  | 20  | 471                   | 16  |                                      |                       |                          |
|  |               | 4                   | Very often           | 49                                   | 9   | 173                   | 7   |                                      |                       |                          |
|  |               | Total               |                      |                                      |     | 516                   | 100 |                                      |                       |                          |
| d. Friends or other students   | FYSfy03d_16   | 1                   | Never                | 23                                   | 5   | 119                   | 5   | <b>2.9</b>                           | 2.9                   | -.03                     |
|  |               | 2                   | Sometimes            | 143                                  | 28  | 742                   | 27  |                                      |                       |                          |
|  |               | 3                   | Often                | 215                                  | 41  | 1,167                 | 40  |                                      |                       |                          |
|  |               | 4                   | Very often           | 136                                  | 27  | 813                   | 28  |                                      |                       |                          |
|  |               | Total               |                      |                                      |     | 517                   | 100 |                                      |                       |                          |
| e. Family members  | FYSfy03e_16   | 1                   | Never                | 216                                  | 42  | 1,220                 | 43  | <b>1.9</b>                           | 1.9                   | .01                      |
|  |               | 2                   | Sometimes            | 178                                  | 35  | 931                   | 33  |                                      |                       |                          |
|  |               | 3                   | Often                | 89                                   | 17  | 493                   | 17  |                                      |                       |                          |
|  |               | 4                   | Very often           | 35                                   | 7   | 198                   | 7   |                                      |                       |                          |
|  |               | Total               |                      |                                      |     | 518                   | 100 |                                      |                       |                          |
| f. Other persons or offices  | FYSfy03f_16   | 1                   | Never                | 283                                  | 54  | 1,603                 | 56  | <b>1.6</b>                           | 1.6                   | .06                      |
|  |               | 2                   | Sometimes            | 157                                  | 31  | 877                   | 31  |                                      |                       |                          |
|  |               | 3                   | Often                | 59                                   | 12  | 288                   | 10  |                                      |                       |                          |
|  |               | 4                   | Very often           | 18                                   | 3   | 70                    | 3   |                                      |                       |                          |
|  |               | Total               |                      |                                      |     | 517                   | 100 |                                      |                       |                          |

\*p<.05, \*\*p<.01, \*\*\*p<.001 (2-tailed); Refer to the endnotes page for the key to triangle symbols.

## First-Year Students

| Item wording or description  | Variable name  | Values <sup>c</sup> | Response options  | Frequency Distributions <sup>a</sup> |     |                       |     | Statistical Comparisons <sup>b</sup> |                       |                          |
|--|----------------|---------------------|---|--------------------------------------|-----|-----------------------|-----|--------------------------------------|-----------------------|--------------------------|
|  |                |                     |   | CSU, Chico                           |     | FY Exp / Sr Transitrn |     | CSU, Chico                           | FY Exp / Sr Transitrn | Effect size <sup>d</sup> |
|  |                |                     |   | Count                                | %   | Count                 | %   | Mean                                 | Mean                  |                          |
| <b>4a. During the current school year, have you seriously considered leaving this institution?<sup>j</sup></b> |                |                     |   |                                      |     |                       |     |                                      |                       |                          |
|  | FYSfy04a       | No                  |   | 346                                  | 68  | 1,959                 | 69  | <b>32%</b>                           | 31%                   | .02                      |
|  |                | Yes                 |   | 169                                  | 32  | 881                   | 31  |                                      |                       |                          |
|  |                | Total               |   | 515                                  | 100 | 2,840                 | 100 |                                      |                       |                          |
| <b>4b. [If answered "yes"] Why did you consider leaving? (Select all that apply.)</b>                          |                |                     |   |                                      |     |                       |     |                                      |                       |                          |
|  | FYSfy04b_1_16  | —                   | Academics are too difficult   | 24                                   | 14  | 144                   | 16  |                                      |                       |                          |
|  | FYSfy04b_2_16  | —                   | Academics are too easy  | 9                                    | 5   | 50                    | 6   |                                      |                       |                          |
|  |                |                     | Other academic issues (major not offered, course availability, advising, credit transfer, etc.) |                                      |     |                       |     |                                      |                       |                          |
|  | FYSfy04b_3_16  | —                   |   | 11                                   | 6   | 147                   | 17  |                                      |                       |                          |
|  | FYSfy04b_4_16  | —                   | Financial concerns (costs or financial aid)   | 65                                   | 39  | 387                   | 43  |                                      |                       |                          |
|  |                |                     | To change your career options (transfer to another school or program, military service, etc.)   |                                      |     |                       |     |                                      |                       |                          |
|  | FYSfy04b_5_16  | —                   |   | 27                                   | 16  | 155                   | 18  |                                      |                       |                          |
|  |                |                     | Difficulty managing demands of school and work  |                                      |     |                       |     |                                      |                       |                          |
|  | FYSfy04b_6_16  | —                   |   | 26                                   | 15  | 131                   | 15  |                                      |                       |                          |
|  | FYSfy04b_7_16  | —                   | Too much emphasis on partying   | 31                                   | 20  | 66                    | 8   |                                      |                       |                          |
|  | FYSfy04b_8_16  | —                   | Not enough opportunities to socialize and have fun  | 20                                   | 12  | 157                   | 18  |                                      |                       |                          |
|  | FYSfy04b_9_16  | —                   | Relations with faculty and staff  | 10                                   | 7   | 71                    | 9   |                                      |                       |                          |
|  | FYSfy04b_10_16 | —                   | Relations with other students   | 40                                   | 24  | 139                   | 15  |                                      |                       |                          |
|  | FYSfy04b_11_16 | —                   | Campus climate, location, or culture  | 47                                   | 28  | 275                   | 31  |                                      |                       |                          |
|  | FYSfy04b_12_16 | —                   | Unsafe or hostile environment   | 21                                   | 13  | 58                    | 6   |                                      |                       |                          |
|  |                |                     | Personal reasons (family issues, physical or mental health, homesickness, stress, etc.)         |                                      |     |                       |     |                                      |                       |                          |
|  | FYSfy04b_13_16 | —                   |   | 96                                   | 55  | 366                   | 41  |                                      |                       |                          |
|  | FYSfy04b_14_16 | —                   | A reason not listed above, please specify:  | 17                                   | 11  | 130                   | 15  |                                      |                       |                          |
| <b>5. How important is it to you that you graduate from <i>this institution</i>?</b>                           |                |                     |   |                                      |     |                       |     |                                      |                       |                          |
|  | FYSfy05        | 1                   | Not important   | 29                                   | 6   | 128                   | 5   | <b>5.1</b>                           | 5.0                   | .04                      |
|  |                | 2                   |   | 15                                   | 3   | 102                   | 4   |                                      |                       |                          |
|  |                | 3                   |   | 37                                   | 7   | 185                   | 7   |                                      |                       |                          |
|  |                | 4                   |   | 52                                   | 10  | 335                   | 12  |                                      |                       |                          |
|  |                | 5                   |   | 54                                   | 11  | 404                   | 14  |                                      |                       |                          |
|  |                | 6                   | Very important  | 328                                  | 63  | 1,678                 | 58  |                                      |                       |                          |
|  |                | Total               |   | 515                                  | 100 | 2,832                 | 100 |                                      |                       |                          |

\*p<.05, \*\*p<.01, \*\*\*p<.001 (2-tailed); Refer to the endnotes page for the key to triangle symbols.

### First-Year Students

| Variable name         | N          | Mean       |                      | Standard error <sup>f</sup> |                      | Standard deviation <sup>g</sup> |                      | DF <sup>h</sup>          | Sig. <sup>i</sup> | Effect size <sup>d</sup> |
|-----------------------|------------|------------|----------------------|-----------------------------|----------------------|---------------------------------|----------------------|--------------------------|-------------------|--------------------------|
|                       | CSU, Chico | CSU, Chico | FY Exp / Sr Transiti | CSU, Chico                  | FY Exp / Sr Transiti | CSU, Chico                      | FY Exp / Sr Transiti |                          |                   |                          |
|                       |            |            |                      |                             |                      |                                 |                      | <i>Comparisons with:</i> |                   |                          |
|                       |            |            |                      |                             |                      |                                 |                      | FY Exp / Sr Transiti     |                   |                          |
| FYSfy01a              | 520        | 2.70       | 2.76                 | .04                         | .02                  | 0.80                            | 0.81                 | 2,251                    | .154              | -.07                     |
| FYSfy01b              | 518        | 2.82       | 2.83                 | .03                         | .02                  | 0.75                            | 0.75                 | 2,238                    | .846              | -.01                     |
| FYSfy01c              | 518        | 2.55       | 2.57                 | .04                         | .02                  | 0.86                            | 0.81                 | 813                      | .584              | -.03                     |
| FYSfy01d              | 518        | 2.54       | 2.52                 | .04                         | .02                  | 0.85                            | 0.84                 | 2,241                    | .572              | .03                      |
| FYSfy01e              | 516        | 3.03       | 3.03                 | .03                         | .02                  | 0.71                            | 0.72                 | 2,240                    | .958              | .00                      |
| FYSfy01f              | 517        | 2.89       | 2.88                 | .03                         | .02                  | 0.79                            | 0.82                 | 2,240                    | .843              | .01                      |
| FYSfy02a              | 516        | 3.44       | 3.45                 | .05                         | .03                  | 1.12                            | 1.06                 | 2,243                    | .778              | -.01                     |
| FYSfy02b              | 518        | 3.87       | 3.80                 | .06                         | .03                  | 1.37                            | 1.33                 | 2,242                    | .301              | .05                      |
| FYSfy02c              | 518        | 3.06       | 3.00                 | .06                         | .03                  | 1.27                            | 1.26                 | 2,242                    | .356              | .05                      |
| FYSfy02d              | 517        | 2.92       | 2.91                 | .06                         | .03                  | 1.39                            | 1.32                 | 2,238                    | .878              | .01                      |
| FYSfy03a_16           | 519        | 2.11       | 2.17                 | .03                         | .02                  | 0.74                            | 0.77                 | 2,240                    | .168              | -.07                     |
| FYSfy03b_16           | 518        | 1.80       | 1.83                 | .04                         | .02                  | 0.81                            | 0.83                 | 2,236                    | .487              | -.03                     |
| FYSfy03b_16           | 517        | 2.01       | 1.92                 | .04                         | .02                  | 0.97                            | 0.90                 | 799                      | .046              | .10                      |
| FYSfy03b_16           | 518        | 2.89       | 2.92                 | .04                         | .02                  | 0.85                            | 0.85                 | 2,238                    | .546              | -.03                     |
| FYSfy03e_16           | 519        | 1.89       | 1.89                 | .04                         | .02                  | 0.92                            | 0.94                 | 2,240                    | .903              | .01                      |
| FYSfy03f_16           | 518        | 1.64       | 1.60                 | .04                         | .02                  | 0.82                            | 0.78                 | 2,237                    | .242              | .06                      |
| FYSfy04a <sup>k</sup> | 516        | .321       | .309                 | .0206                       | .0111                | --                              | --                   | --                       | .628              | .02                      |
| FYSfy05               | 517        | 5.06       | 5.00                 | .07                         | .04                  | 1.50                            | 1.47                 | 2,231                    | .372              | .04                      |

## Seniors

| Item wording or description  | Variable name  | Values <sup>c</sup>                    | Response options   | Frequency Distributions <sup>a</sup> |     |                         |     | Statistical Comparisons <sup>b</sup> |                         |                          |
|--|--|--|--|--------------------------------------|-----|-------------------------|-----|--------------------------------------|-------------------------|--------------------------|
|  |  |  |  | CSU, Chico                           |     | FY Exp / Sr<br>Transitn |     | CSU, Chico                           | FY Exp / Sr<br>Transitn |                          |
|  |  |  |  | Count                                | %   | Count                   | %   | Mean                                 | Mean                    | Effect size <sup>d</sup> |
| <b>1. Do you expect to graduate this spring or summer?</b>   |  |  |  |                                      |     |                         |     |                                      |                         |                          |
|  | FYSr01_16  | No                                     |  | 396                                  | 39  | 2,245                   | 39  |                                      |                         |                          |
|  |  | Yes                                    |  | 628                                  | 61  | 3,413                   | 61  |                                      |                         |                          |
|  |  | Total                                  |  | 1,024                                | 100 | 5,658                   | 100 |                                      |                         |                          |
| <b>1a. [Excludes those who answered "No," not expecting spring/summer graduation] After graduation, what best describes your immediate plans?</b>                              |  |  |  |                                      |     |                         |     |                                      |                         |                          |
|  | FYSr01a  | —                                      | Full-time employment   | 372                                  | 59  | 2,095                   | 61  |                                      |                         |                          |
|  |  | —                                      | Part-time employment   | 39                                   | 6   | 186                     | 5   |                                      |                         |                          |
|  |  | —                                      | Graduate or professional school  | 108                                  | 16  | 529                     | 16  |                                      |                         |                          |
|  |  | —                                      | Military service   | 5                                    | 1   | 24                      | 1   |                                      |                         |                          |
|  |  | —                                      | Service or volunteer activity (AmeriCorps, Peace Corps, Teach for America, etc.) | 5                                    | 1   | 33                      | 1   |                                      |                         |                          |
|  |  | —                                      | Internship (paid or unpaid)  | 27                                   | 4   | 221                     | 6   |                                      |                         |                          |
|  |  | —                                      | Travel or gap year   | 32                                   | 5   | 158                     | 5   |                                      |                         |                          |
|  |  | —                                      | No plans at this time  | 26                                   | 4   | 97                      | 3   |                                      |                         |                          |
|  |  | —                                      | Other, please specify:   | 20                                   | 3   | 104                     | 3   |                                      |                         |                          |
|  |  | Total                                  |  | 634                                  | 100 | 3,447                   | 100 |                                      |                         |                          |
| <b>1b. [If immediate plans included full- or part-time employment] Do you already have a job for after graduation?<sup>j</sup></b>   |  |  |  |                                      |     |                         |     |                                      |                         |                          |
|  | FYSr01b  | No                                     |  | 248                                  | 60  | 1,173                   | 51  | <b>40%</b>                           | 49% ***                 | -0.18                    |
|  | (Means indicate the percentage who responded "Yes.") | Yes, I will start a new job            |  | 94                                   | 24  | 393                     | 18  |                                      |                         |                          |
|  |  | Yes, I will continue in my current job |  | 67                                   | 16  | 704                     | 32  |                                      |                         |                          |
|  |  | Total                                  |  | 409                                  | 100 | 2,270                   | 100 |                                      |                         |                          |
| <b>2. [Excludes those who answered "No," not expecting spring/summer graduation] To what extent have courses in your major(s) prepared you for your post-graduation plans?</b> |  |  |  |                                      |     |                         |     |                                      |                         |                          |
|  | FYSr02   | 1                                      | Very little  | 38                                   | 6   | 255                     | 7   | <b>3.0</b>                           | 2.9 **                  | .12                      |
|  |  | 2                                      | Some   | 130                                  | 21  | 822                     | 24  |                                      |                         |                          |
|  |  | 3                                      | Quite a bit  | 225                                  | 36  | 1,320                   | 39  |                                      |                         |                          |
|  |  | 4                                      | Very much  | 241                                  | 37  | 1,043                   | 30  |                                      |                         |                          |
|  |  | Total                                  |  | 634                                  | 100 | 3,440                   | 100 |                                      |                         |                          |
| <b>3. Do you intend to work eventually in a field related to your major(s)?<sup>j</sup></b>  |  |  |  |                                      |     |                         |     |                                      |                         |                          |
|  | FYSr03   | Yes                                    |  | 901                                  | 87  | 4,859                   | 86  | <b>87%</b>                           | 86%                     | .04                      |
|  | (Means indicate the percentage who responded "Yes.") | No                                     |  | 47                                   | 5   | 226                     | 4   |                                      |                         |                          |
|  |  | Unsure                                 |  | 80                                   | 8   | 590                     | 10  |                                      |                         |                          |
|  |  | Total                                  |  | 1,028                                | 100 | 5,675                   | 100 |                                      |                         |                          |
| <b>4. Do you plan to be self-employed, an independent contractor, or a freelance worker someday?<sup>j</sup></b>   |  |  |  |                                      |     |                         |     |                                      |                         |                          |
|  | FYSr04   | Yes                                    |  | 226                                  | 23  | 1,320                   | 24  | <b>23%</b>                           | 24%                     | -0.01                    |
|  | (Means indicate the percentage who responded "Yes.") | No                                     |  | 534                                  | 50  | 2,688                   | 47  |                                      |                         |                          |
|  |  | Unsure                                 |  | 265                                  | 27  | 1,670                   | 29  |                                      |                         |                          |
|  |  | Total                                  |  | 1,025                                | 100 | 5,678                   | 100 |                                      |                         |                          |

\*p<.05, \*\*p<.01, \*\*\*p<.001 (2-tailed); Refer to the endnotes page for the key to triangle symbols.



## Seniors

| Item wording or description   | Variable name | Values <sup>c</sup>                                  | Response options | Frequency Distributions <sup>a</sup> |     |                      |     | Statistical Comparisons <sup>b</sup> |                      |                          |
|---|---------------|--|------------------|--------------------------------------|-----|----------------------|-----|--------------------------------------|----------------------|--------------------------|
|   |               |  |                  | CSU, Chico                           |     | FY Exp / Sr Transiti |     | CSU, Chico                           | FY Exp / Sr Transiti | Effect size <sup>d</sup> |
|   |               |  |                  | Count                                | %   | Count                | %   | Mean                                 | Mean                 |                          |
| <b>5. Do you plan to start your own business (nonprofit or for-profit) someday?<sup>j</sup></b>                           |               |  |                  |                                      |     |                      |     |                                      |                      |                          |
|   | FYSsr05       |  | Yes              | 265                                  | 27  | 1,547                | 27  | <b>27%</b>                           | 27%                  | -.01                     |
|   |               | (Means indicate the percentage who responded "Yes.") | No               | 470                                  | 44  | 2,391                | 42  |                                      |                      |                          |
|   |               |  | Unsure           | 293                                  | 29  | 1,743                | 31  |                                      |                      |                          |
|   |               |  | Total            | 1,028                                | 100 | 5,681                | 100 |                                      |                      |                          |
| <b>6. How much confidence do you have in your ability to complete tasks requiring the following skills and abilities?</b> |               |  |                  |                                      |     |                      |     |                                      |                      |                          |
| a. Critical thinking and analysis of arguments and information  | FYSsr06a      |  | 1 Very little    | 4                                    | 0   | 42                   | 1   | <b>3.4</b>                           | 3.4 *                | .08                      |
|   |               |  | 2 Some           | 82                                   | 8   | 563                  | 10  |                                      |                      |                          |
|   |               |  | 3 Quite a bit    | 403                                  | 39  | 2,306                | 40  |                                      |                      |                          |
|   |               |  | 4 Very much      | 539                                  | 53  | 2,761                | 50  |                                      |                      |                          |
|   |               |  | Total            | 1,028                                | 100 | 5,672                | 100 |                                      |                      |                          |
| b. Creative thinking and problem solving  | FYSsr06b      |  | 1 Very little    | 5                                    | 0   | 43                   | 1   | <b>3.5</b>                           | 3.4 **               | .10                      |
|   |               |  | 2 Some           | 68                                   | 6   | 490                  | 9   |                                      |                      |                          |
|   |               |  | 3 Quite a bit    | 378                                  | 37  | 2,248                | 39  |                                      |                      |                          |
|   |               |  | 4 Very much      | 575                                  | 56  | 2,888                | 52  |                                      |                      |                          |
|   |               |  | Total            | 1,026                                | 100 | 5,669                | 100 |                                      |                      |                          |
| c. Research skills  | FYSsr06c      |  | 1 Very little    | 14                                   | 1   | 98                   | 2   | <b>3.3</b>                           | 3.2 **               | .11                      |
|   |               |  | 2 Some           | 136                                  | 13  | 888                  | 16  |                                      |                      |                          |
|   |               |  | 3 Quite a bit    | 419                                  | 41  | 2,439                | 43  |                                      |                      |                          |
|   |               |  | 4 Very much      | 460                                  | 45  | 2,247                | 40  |                                      |                      |                          |
|   |               |  | Total            | 1,029                                | 100 | 5,672                | 100 |                                      |                      |                          |
| d. Clear writing  | FYSsr06d      |  | 1 Very little    | 11                                   | 1   | 103                  | 2   | <b>3.3</b>                           | 3.2                  | .05                      |
|   |               |  | 2 Some           | 143                                  | 14  | 889                  | 15  |                                      |                      |                          |
|   |               |  | 3 Quite a bit    | 426                                  | 42  | 2,379                | 41  |                                      |                      |                          |
|   |               |  | 4 Very much      | 446                                  | 43  | 2,301                | 41  |                                      |                      |                          |
|   |               |  | Total            | 1,026                                | 100 | 5,672                | 100 |                                      |                      |                          |
| e. Persuasive speaking  | FYSsr06e      |  | 1 Very little    | 32                                   | 3   | 263                  | 5   | <b>3.0</b>                           | 3.0 *                | .08                      |
|   |               |  | 2 Some           | 257                                  | 24  | 1,500                | 26  |                                      |                      |                          |
|   |               |  | 3 Quite a bit    | 401                                  | 39  | 2,212                | 39  |                                      |                      |                          |
|   |               |  | 4 Very much      | 337                                  | 33  | 1,700                | 31  |                                      |                      |                          |
|   |               |  | Total            | 1,027                                | 100 | 5,675                | 100 |                                      |                      |                          |
| f. Technological skills   | FYSsr06f      |  | 1 Very little    | 30                                   | 3   | 214                  | 4   | <b>3.1</b>                           | 3.0 **               | .09                      |
|   |               |  | 2 Some           | 231                                  | 21  | 1,389                | 24  |                                      |                      |                          |
|   |               |  | 3 Quite a bit    | 409                                  | 40  | 2,280                | 40  |                                      |                      |                          |
|   |               |  | 4 Very much      | 356                                  | 36  | 1,787                | 33  |                                      |                      |                          |
|   |               |  | Total            | 1,026                                | 100 | 5,670                | 100 |                                      |                      |                          |
| g. Financial and business management skills   | FYSsr06g      |  | 1 Very little    | 146                                  | 13  | 840                  | 14  | <b>2.5</b>                           | 2.5                  | .01                      |
|   |               |  | 2 Some           | 391                                  | 38  | 2,049                | 36  |                                      |                      |                          |
|   |               |  | 3 Quite a bit    | 297                                  | 30  | 1,758                | 31  |                                      |                      |                          |
|   |               |  | 4 Very much      | 188                                  | 19  | 1,024                | 18  |                                      |                      |                          |
|   |               |  | Total            | 1,022                                | 100 | 5,671                | 100 |                                      |                      |                          |

## Seniors

| Item wording or description   | Variable name | Values <sup>c</sup> | Response options | Frequency Distributions <sup>a</sup> |     |                         |     | Statistical Comparisons <sup>b</sup> |                         |                          |
|---|---------------|---------------------|------------------|--------------------------------------|-----|-------------------------|-----|--------------------------------------|-------------------------|--------------------------|
|   |               |                     |                  | CSU, Chico                           |     | FY Exp / Sr<br>Transitn |     | CSU, Chico                           | FY Exp / Sr<br>Transitn |                          |
|   |               |                     |                  | Count                                | %   | Count                   | %   | Mean                                 | Mean                    | Effect size <sup>d</sup> |
| h. Entrepreneurial skills   | FYSsr06h      | 1                   | Very little      | 230                                  | 21  | 1,301                   | 23  | <b>2.3</b>                           | 2.3                     | .04                      |
|   |               | 2                   | Some             | 398                                  | 39  | 2,154                   | 38  |                                      |                         |                          |
|   |               | 3                   | Quite a bit      | 252                                  | 25  | 1,456                   | 26  |                                      |                         |                          |
|   |               | 4                   | Very much        | 146                                  | 15  | 751                     | 14  |                                      |                         |                          |
|   |               | Total               |                  | 1,026                                | 100 | 5,662                   | 100 |                                      |                         |                          |
| i. Leadership skills  | FYSsr06i      | 1                   | Very little      | 26                                   | 3   | 261                     | 4   | <b>3.2</b>                           | 3.1 **                  | .11                      |
|   |               | 2                   | Some             | 181                                  | 18  | 1,185                   | 20  |                                      |                         |                          |
|   |               | 3                   | Quite a bit      | 387                                  | 38  | 2,047                   | 36  |                                      |                         |                          |
|   |               | 4                   | Very much        | 434                                  | 42  | 2,175                   | 39  |                                      |                         |                          |
|   |               | Total               |                  | 1,028                                | 100 | 5,668                   | 100 |                                      |                         |                          |
| j. Networking and relationship building   | FYSsr06j      | 1                   | Very little      | 44                                   | 4   | 375                     | 6   | <b>3.0</b>                           | 2.9 **                  | .09                      |
|   |               | 2                   | Some             | 245                                  | 24  | 1,421                   | 25  |                                      |                         |                          |
|   |               | 3                   | Quite a bit      | 395                                  | 38  | 2,093                   | 37  |                                      |                         |                          |
|   |               | 4                   | Very much        | 344                                  | 34  | 1,780                   | 31  |                                      |                         |                          |
|   |               | Total               |                  | 1,028                                | 100 | 5,669                   | 100 |                                      |                         |                          |
| <b>7. To what extent has your coursework in your major(s) emphasized the following?</b> |               |                     |                  |                                      |     |                         |     |                                      |                         |                          |
| a. Generating new ideas or brainstorming  | FYSsr07a      | 1                   | Very little      | 39                                   | 4   | 195                     | 4   | <b>3.1</b>                           | 3.0 *                   | .09                      |
|   |               | 2                   | Some             | 185                                  | 18  | 1,198                   | 21  |                                      |                         |                          |
|   |               | 3                   | Quite a bit      | 418                                  | 40  | 2,391                   | 42  |                                      |                         |                          |
|   |               | 4                   | Very much        | 384                                  | 37  | 1,873                   | 33  |                                      |                         |                          |
|   |               | Total               |                  | 1,026                                | 100 | 5,657                   | 100 |                                      |                         |                          |
| b. Taking risks in your coursework without fear of penalty                              | FYSsr07b      | 1                   | Very little      | 196                                  | 20  | 1,173                   | 21  | <b>2.5</b>                           | 2.5                     | .05                      |
|   |               | 2                   | Some             | 311                                  | 30  | 1,708                   | 31  |                                      |                         |                          |
|   |               | 3                   | Quite a bit      | 291                                  | 28  | 1,603                   | 28  |                                      |                         |                          |
|   |               | 4                   | Very much        | 222                                  | 22  | 1,156                   | 20  |                                      |                         |                          |
|   |               | Total               |                  | 1,020                                | 100 | 5,640                   | 100 |                                      |                         |                          |
| c. Evaluating multiple approaches to a problem  | FYSsr07c      | 1                   | Very little      | 30                                   | 3   | 267                     | 5   | <b>3.1</b>                           | 3.0 *                   | .08                      |
|   |               | 2                   | Some             | 222                                  | 22  | 1,249                   | 23  |                                      |                         |                          |
|   |               | 3                   | Quite a bit      | 410                                  | 40  | 2,290                   | 40  |                                      |                         |                          |
|   |               | 4                   | Very much        | 356                                  | 35  | 1,832                   | 32  |                                      |                         |                          |
|   |               | Total               |                  | 1,018                                | 100 | 5,638                   | 100 |                                      |                         |                          |
| d. Inventing new methods to arrive at unconventional solutions                          | FYSsr07d      | 1                   | Very little      | 118                                  | 12  | 663                     | 12  | <b>2.7</b>                           | 2.7                     | .07                      |
|   |               | 2                   | Some             | 296                                  | 28  | 1,744                   | 31  |                                      |                         |                          |
|   |               | 3                   | Quite a bit      | 339                                  | 33  | 1,891                   | 33  |                                      |                         |                          |
|   |               | 4                   | Very much        | 267                                  | 26  | 1,322                   | 23  |                                      |                         |                          |
|   |               | Total               |                  | 1,020                                | 100 | 5,620                   | 100 |                                      |                         |                          |

### 8. Is there anything your institution could have done better to prepare you for your career or further education? Please describe.

This final question asked students to respond in an open text box. Comments were recorded for 345 seniors. Responses are provided in your "NSSE18 Student Comments" report and in a separate SPSS data file.

*These open-ended responses appear exactly as respondents entered them and may not be suitable for distribution without prior review.*

\*p<.05, \*\*p<.01, \*\*\*p<.001 (2-tailed); Refer to the endnotes page for the key to triangle symbols.





### Seniors

| Variable name         | N     | Mean       |                      | Standard error <sup>f</sup> |                      | Standard deviation <sup>g</sup> |                      | DF <sup>h</sup> | Sig. <sup>i</sup> | Effect size <sup>d</sup> |
|-----------------------|-------|------------|----------------------|-----------------------------|----------------------|---------------------------------|----------------------|-----------------|-------------------|--------------------------|
|                       |       | CSU, Chico | FY Exp / Sr Transiti | CSU, Chico                  | FY Exp / Sr Transiti | CSU, Chico                      | FY Exp / Sr Transiti |                 |                   |                          |
| FYSsr01b <sup>k</sup> | 408   | .402       | .493                 | .0243                       | .0120                | --                              | --                   | --              | .001              | -.18                     |
| FYSsr02               | 628   | 3.04       | 2.93                 | .04                         | .02                  | 0.91                            | 0.90                 | 3,278           | .005              | .12                      |
| FYSsr03 <sup>k</sup>  | 1028  | .870       | .858                 | .0105                       | .0053                | --                              | --                   | --              | .312              | .04                      |
| FYSsr04 <sup>k</sup>  | 1026  | .233       | .236                 | .0132                       | .0065                | --                              | --                   | --              | .791              | -.01                     |
| FYSsr05 <sup>k</sup>  | 1029  | .267       | .271                 | .0138                       | .0068                | --                              | --                   | --              | .796              | -.01                     |
| FYSsr06a              | 1,028 | 3.45       | 3.39                 | .02                         | .01                  | 0.65                            | 0.69                 | 1,615           | .018              | .08                      |
| FYSsr06b              | 1,026 | 3.49       | 3.42                 | .02                         | .01                  | 0.64                            | 0.68                 | 1,623           | .002              | .10                      |
| FYSsr06c              | 1,029 | 3.29       | 3.21                 | .02                         | .01                  | 0.74                            | 0.76                 | 5,348           | .002              | .11                      |
| FYSsr06d              | 1,026 | 3.26       | 3.22                 | .02                         | .01                  | 0.74                            | 0.77                 | 5,347           | .122              | .05                      |
| FYSsr06e              | 1,027 | 3.03       | 2.96                 | .03                         | .01                  | 0.83                            | 0.86                 | 5,349           | .015              | .08                      |
| FYSsr06f              | 1,026 | 3.09       | 3.02                 | .03                         | .01                  | 0.82                            | 0.84                 | 5,343           | .007              | .09                      |
| FYSsr06g              | 1,022 | 2.55       | 2.53                 | .03                         | .01                  | 0.95                            | 0.95                 | 5,340           | .669              | .01                      |
| FYSsr06h              | 1,026 | 2.34       | 2.30                 | .03                         | .01                  | 0.97                            | 0.97                 | 5,337           | .243              | .04                      |
| FYSsr06i              | 1,028 | 3.20       | 3.10                 | .03                         | .01                  | 0.81                            | 0.87                 | 5,343           | .001              | .11                      |
| FYSsr06j              | 1,028 | 3.01       | 2.93                 | .03                         | .01                  | 0.86                            | 0.91                 | 1,609           | .007              | .09                      |
| FYSsr07a              | 1,026 | 3.11       | 3.04                 | .03                         | .01                  | 0.84                            | 0.83                 | 5,332           | .011              | .09                      |
| FYSsr07b              | 1,019 | 2.52       | 2.47                 | .03                         | .02                  | 1.04                            | 1.04                 | 5,312           | .174              | .05                      |
| FYSsr07c              | 1,018 | 3.07       | 3.00                 | .03                         | .01                  | 0.83                            | 0.86                 | 5,308           | .030              | .08                      |
| FYSsr07d              | 1,020 | 2.74       | 2.68                 | .03                         | .01                  | 0.98                            | 0.96                 | 5,297           | .052              | .07                      |

## Endnotes

- a. Column percentages are weighted by institution-reported sex and enrollment status (and institution size for comparison groups). Percentages may not sum to 100 due to rounding. Counts are unweighted; column percentages cannot be replicated from counts.
- b. All statistics are weighted by institution-reported sex and enrollment status (and institution size for comparison groups). Unless otherwise noted, statistical comparisons are two-tailed independent  $t$ -tests. Items with categorical response sets are left blank.
- c. These are the values used to calculate means. For the majority of items, these values match the codes in the data file and codebook.
- d. Effect size for independent  $t$ -tests uses Cohen's  $d$ ;  $z$ -tests use Cohen's  $h$ .
- e. Statistics are weighted by institution-reported sex and enrollment status (and institution size for comparison groups). Categorical items are not listed.
- f. The 95% confidence interval for the population mean is equal to the sample mean plus or minus 1.96 times the standard error of the mean.
- g. A measure of the amount individual scores deviate from the mean of all the scores in the distribution.
- h. Degrees of freedom used to compute the  $t$ -tests. Values differ from  $N$ s due to weighting and whether equal variances were assumed.
- i. Statistical comparisons are two-tailed independent  $t$ -tests or  $z$ -tests. Statistical significance represents the probability that the difference between your students' mean and that of the students in the comparison group is due to chance.
- j. Statistical comparison uses  $z$ -test to compare the proportion who responded (depending on the item) "Done or in progress" or "Yes" with all who responded otherwise.
- k. Mean represents the proportion who responded (depending on the item) "Done or in progress" or "Yes."

### Key to symbols:

-  **Your students' average** was significantly higher ( $p < .05$ ) with an effect size at least .3 in magnitude.
-  **Your students' average** was significantly higher ( $p < .05$ ) with an effect size less than .3 in magnitude.
-  **Your students' average** was significantly lower ( $p < .05$ ) with an effect size less than .3 in magnitude.
-  **Your students' average** was significantly lower ( $p < .05$ ) with an effect size at least .3 in magnitude.

Note: It is important to interpret the direction of differences relative to item wording and your institutional context.