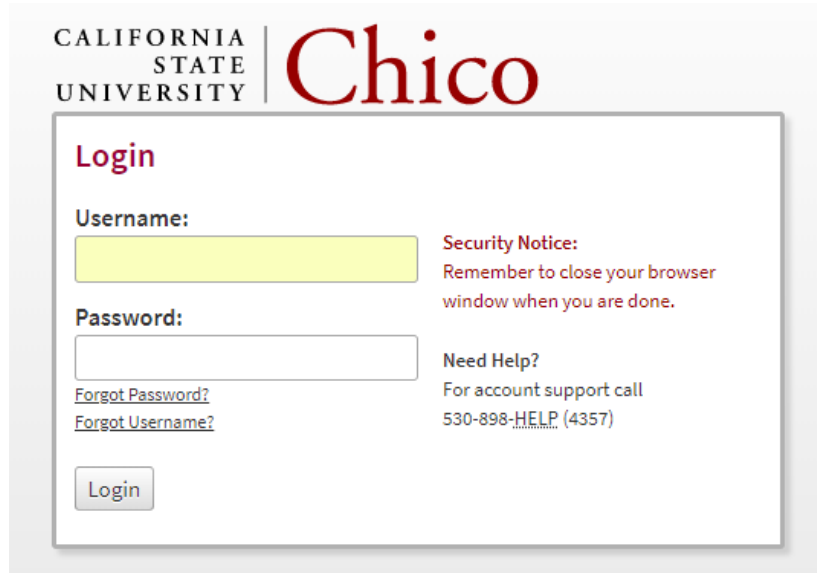

CSU, Chico ALEKS PPL Enrollment Instructions

Step 1: Log into ALEKS PPL with your Wildcat ID and password.



CALIFORNIA STATE UNIVERSITY | **Chico**

Login

Username:

Password:


[Forgot Password?](#)
[Forgot Username?](#)

Security Notice:
Remember to close your browser window when you are done.

Need Help?
For account support call 530-898-HELP (4357)

Step 2: Agree to the terms and continue to complete registration.

This site uses cookies. By continuing to browse this site, you are agreeing to our use of cookies. [Find out more here.](#) X

 **ALEKS**[®] HOME

1 Personal Information **2** Registration Complete

Usage Agreement

Review and Accept ALEKS Terms of Service

I agree to the [Terms of Use](#)

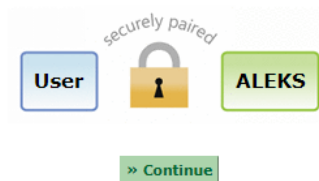


- 1 Confirm School Code
- 2 Personal Information
- 3 Account Creation
- 4 Registration Complete

Registration Complete

Thank you. You are now registered to use ALEKS.

Your ALEKS account has also been securely paired with your User account.



Copyright © 2018 UC Regents and ALEKS Corporation
ALEKS® is a registered trademark of ALEKS Corporation.
[Terms of Use](#) - [Privacy](#)

Step 3: You will reach this screen next. Click “CONTINUE TO YOUR ALEKS CLASS” and begin preparing for the proctored assessment but it will say, **Calculus Readiness Testing AY 2019-2020.**



STUDENT REGISTRATION: REGISTRATION COMPLETE

You are enrolled in:

Class: Calculus Readiness Testing AY, 2018 - 2019

School: California State University--Chico

BACK TO ACCOUNT

» CONTINUE TO YOUR ALEKS CLASS



Congratulations, you are ready to begin ALEKS Placement, Preparation and Learning.