

How Do I Translate a Webpage into a Different Language?

Step 1:

Copy the website URL of the website you would like to translate.

Step 2:

Go to the google translate webpage.

This link is the shortcut to the webpage:

<https://translate.google.com/>

Step 3:

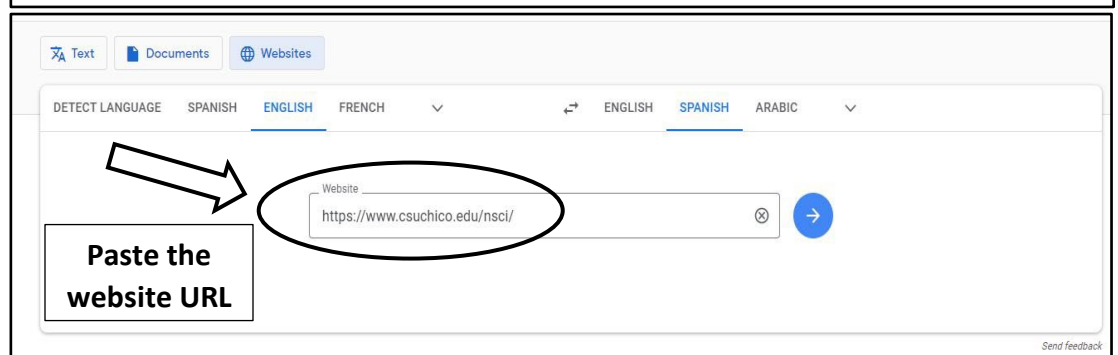
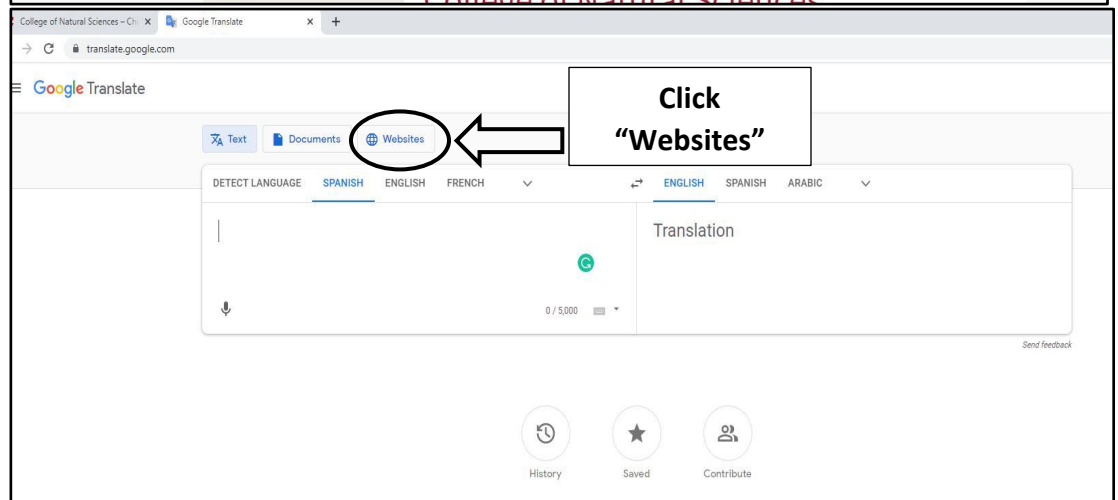
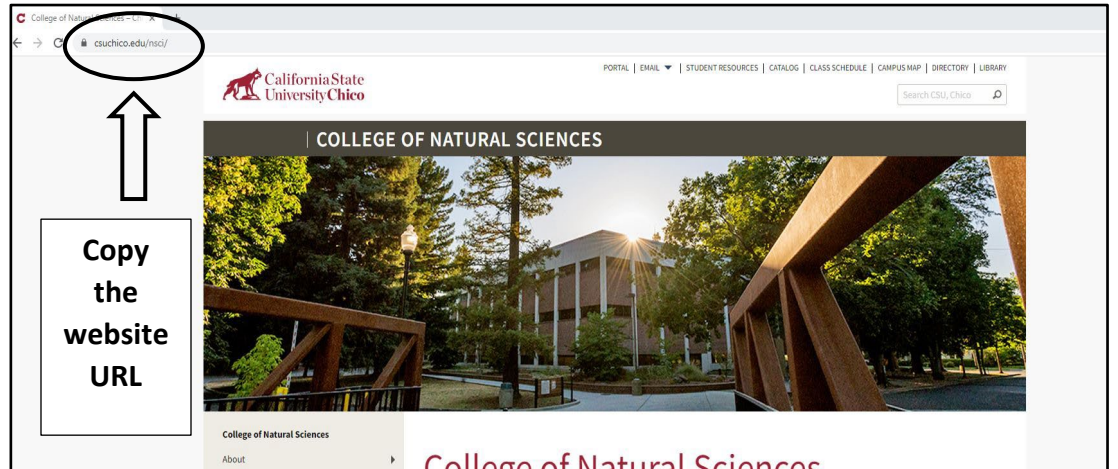
Click "Websites" button.

Step 4:

Paste the website URL into the search bar.

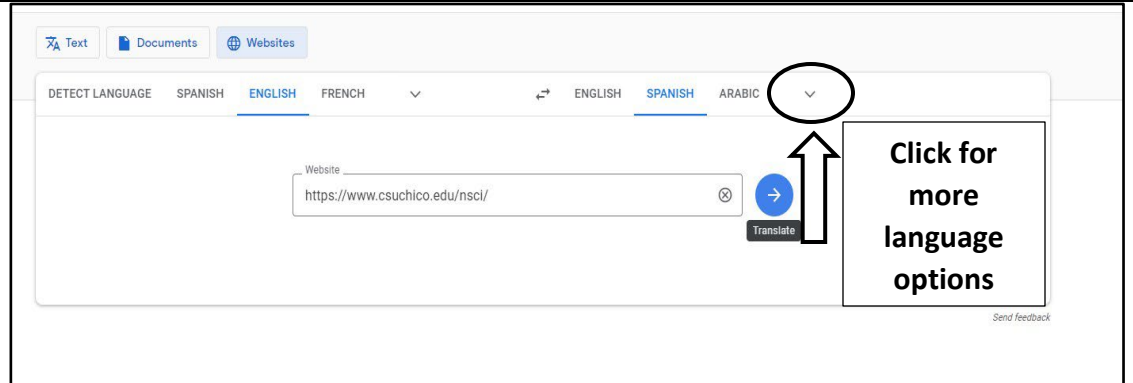
Step 5:

Choose the language you would like the webpage to be translated to.



How Do I Translate a Webpage into a Different Language?

If you do not see your language, click the down arrow and it will show all the language options.



Step 6:

Once you have selected the language you want the webpage to be translated to, click the blue arrow icon to translate the website.

Warning: if you have pop ups blocked, you will need to either disable pop up blocker or allow pop up for Google Translate.

Step 7:

A new webpage will open in a different tab showing the website translated into the selected language. You can view multiple webpages within the translated website tab as long as you stay on the website.

