

# CHICO STATE INTRAMURALS FUSIONIM GUIDE

We use FusionIM to manage our Intramural Sports. This page will help you get up and running fast with FusionIM. If you have further questions, please email us at [imsports@csuchico.edu](mailto:imsports@csuchico.edu).

## ACCESSING FUSION IM

1. To sign up for intramural sports you can visit. . .



<https://wreconline.csuchico.edu>

<https://csuchico.edu/recsports/intramurals>

or the WREC App available via the App Store or Google Play

2. If accessing FusionIM via csuchico.edu or the App click on this icon
3. If accessing FusionIM via wreconline you have two choices to sign-in:




- Click this icon  in the middle of the page.
- Click the three red lines in the top left corner of the page  then click "Intramurals" in the drop down menu.



4. Click "Sign In" in the top right corner of the page and use your Portal username (not full email address) and password.

## CREATING A TEAM / FREE AGENT

1. Once you have followed one of these paths click "Register". 
2. Click on the sport you would like to register for, then the league, and then, if applicable, the division you would like to play in. Once you have determined which division you want to play in. Click on the division. It should look something like this.
3. Click the "Register" button for the time you want.
4. You will then choose to register as a player or team.
  - Registering as a player will allow you to join a team that is already created or you may join as a "Free Agent"
  - Registering a "Team", will make an entire team to play in the sport, league, day and time that you selected
5. When you select "Team" this screen will appear:
6. Fill in the information, copy the link to share with your teammates and click "Submit".
7. Click "Checkout" which will bring you to the payment screen as seen below.

## MANAGING YOUR TEAM / ACCOUNT

1. Click the "My Teams" button from the home screen OR from the drop down menu located on the left hand side of your screen.

2. Once in the “My Teams” page, you can perform multiple actions such as:
  - Sending team invitations
  - View pending rosters and see past and current teams you have been a member of
    - You can look at more details of each of your teams by clicking on the team name at the upper left hand corner of each card.
    - If you cannot accept a team invitation from the email and link that is sent to your [@csuchico.edu](mailto:@csuchico.edu) email, you can accept your team invitations under “My Invites” tab.

**WREC/AO ONLINE PURCHASE RECEIPT**

Wildcat Recreation Center California State University, Chico 530-898-4444

Order Number: 180594  
Date: 9/9/2022 7:57:12 AM

Jane Doe  
ID#: 00123456789  
400 W. 1<sup>st</sup> St, Chico California  
Card Number: N/A  
Card Type:

**ORDER DETAILS:**

---

<b>Item</b>	<b>Qty</b>	<b>Unit Price</b>	<b>Price</b>
Season A Flag Football	1	\$30.00	\$0.00
		<b>Subtotal</b>	\$0.00
		<b>Tax</b>	\$0.00
		<b>Total</b>	<b>\$0.00</b>

---

**PAYMENT DETAILS:**

Authorization #:  
Transaction Ref #:

Thanks,