


Step 1:

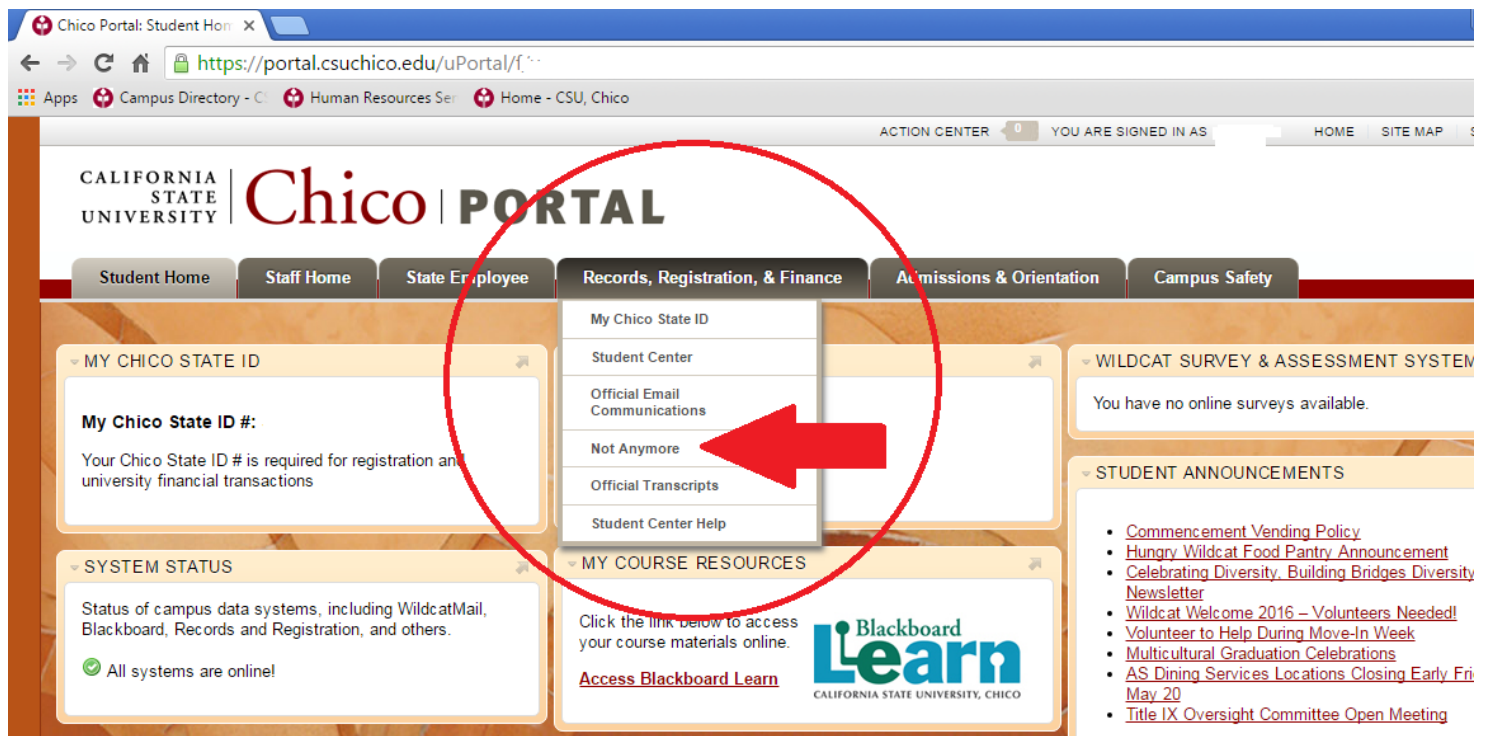
Log on to your Portal



The screenshot shows the homepage of California State University, Chico. The browser address bar displays www.csuchico.edu. The navigation menu includes links for PORTAL, EMAIL, CATALOG, CLASS SCHEDULE, CAMPUS MAPS, DIRECTORY, and LIBRARY. A red star is drawn over the PORTAL link. Below the navigation menu, there is a horizontal menu with links for Home, About Chico State, Admissions, Academics, Athletics, Give a Gift, and Quicklinks. The main content area features a large image of a smiling woman holding a postcard of a colorful street scene. A text box on the left of the image reads: **Postcard perfect**
Chico ranks No. 4 in the nation for yearlong participants in study abroad. [EXPLORE](#)

Step 2:

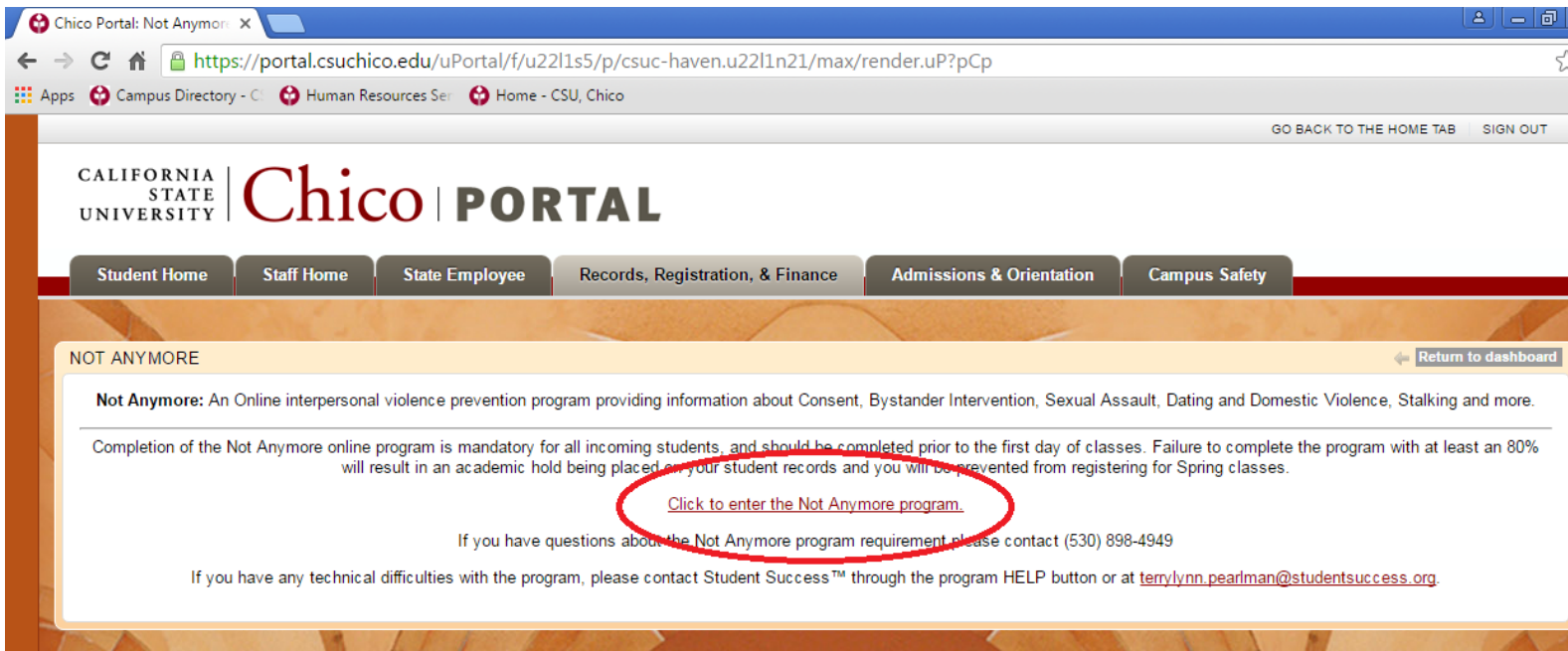
Find the training in the Records, Registration, & Finance tab



The screenshot shows the Chico Portal website interface. The browser address bar displays <https://portal.csuchico.edu/uPortal/f...>. The page header includes the California State University Chico logo and the text "Chico PORTAL". The navigation menu features several tabs: "Student Home", "Staff Home", "State Employee", "Records, Registration, & Finance" (which is selected), "Admissions & Orientation", and "Campus Safety". A dropdown menu is open under the "Records, Registration, & Finance" tab, listing the following options: "My Chico State ID", "Student Center", "Official Email Communications", "Not Anymore", "Official Transcripts", and "Student Center Help". A red circle highlights this dropdown menu, and a red arrow points to the "Not Anymore" option. Below the navigation menu, the page is divided into several content areas. On the left, there is a "MY CHICO STATE ID" section with a "My Chico State ID #" field and a "SYSTEM STATUS" section indicating that all systems are online. In the center, there is a "MY COURSE RESOURCES" section with a link to "Access Blackboard Learn" and the Blackboard Learn logo. On the right, there is a "WILDCAT SURVEY & ASSESSMENT SYSTEM" section and a "STUDENT ANNOUNCEMENTS" section with a list of links including "Commencement Vending Policy", "Hungry Wildcat Food Pantry Announcement", "Celebrating Diversity, Building Bridges Diversity Newsletter", "Wildcat Welcome 2016 - Volunteers Needed!", "Volunteer to Help During Move-In Week", "Multicultural Graduation Celebrations", "AS Dining Services Locations Closing Early Fri May 20", and "Title IX Oversight Committee Open Meeting".

Step 3:

Enter the program and begin the training



The screenshot shows a web browser window with the address bar displaying <https://portal.csuchico.edu/uPortal/f/u2211s5/p/csuc-haven.u2211n21/max/render.uP?pCp>. The browser tabs include "Chico Portal: Not Anymore", "Campus Directory - C", "Human Resources Ser", and "Home - CSU, Chico". The page header features the "CALIFORNIA STATE UNIVERSITY | Chico | PORTAL" logo and a navigation menu with buttons for "Student Home", "Staff Home", "State Employee", "Records, Registration, & Finance", "Admissions & Orientation", and "Campus Safety".

The main content area is titled "NOT ANYMORE" and includes a "Return to dashboard" link. The text reads: "Not Anymore: An Online interpersonal violence prevention program providing information about Consent, Bystander Intervention, Sexual Assault, Dating and Domestic Violence, Stalking and more. Completion of the Not Anymore online program is mandatory for all incoming students, and should be completed prior to the first day of classes. Failure to complete the program with at least an 80% will result in an academic hold being placed on your student records and you will be prevented from registering for Spring classes." A red circle highlights the link [Click to enter the Not Anymore program.](#) Below this, it says "If you have questions about the Not Anymore program requirement please contact (530) 898-4949" and "If you have any technical difficulties with the program, please contact Student Success™ through the program HELP button or at terrylynn.pearlman@studentsuccess.org."