

SAFETY MATTERS

Matthew E. Dillon

Interim Chief

Chico State Police Department

530-898-5555

www.csuchico.edu/up



WELCOME TO CHICO STATE

- An exciting, inspiring, and transformative time in your student's life.
- At the same time, college can be overwhelming.
- To get the most out of their time here, your student will need to feel safe.
- The good news is that crime on campus is on the decline, but your student must remain vigilant.



CHICO STATE POLICE

“Providing a safe environment for our campus community through proactive, progressive, and professional law enforcement services.”

- Located at the corner of 2nd Street and Chestnut, across from the BMU
- State certified police officers and 911 dispatchers are on duty 24/7/365
- Primary duty is the enforcement of state law on the grounds or properties owned, operated, controlled or administered by the California State University.



CAMPUS POLICING IS UNIQUE

- Focus on community caretaking
- Different enforcement options
- Focus on prevention
- A full service department
- Same training and standards as other law enforcement agencies – and more!



ANNUAL SECURITY REPORT

- Chico State publishes an annual security report that includes:
 - Crime statistics;
 - Security procedures and practices;
 - Crime prevention programs;
 - Alcohol and Drug information;
 - Sexual Violence information;
 - Emergency notifications;
 - Missing Student notifications

- **Google Search “Chico State Annual Security Report.”**

CALIFORNIA STATE UNIVERSITY,
CHICO



2020


ANNUAL SECURITY REPORT

JEANNE CLERY DISCLOSURE OF CAMPUS SECURITY POLICIES &
CAMPUS CRIME STATISTICS ACT (20 U.S.C. § 1092(F))

Clery Crime Statistics 2017-2019

DON'T WAIT – CALL NOW

- University Police can be reached 24/7 at **530-898-5555**.
- Emergencies dial 9-1-1
- This summer, work with your student to get UPD's number programmed into their phone and highlighted as a favorite.
- The University Police Dispatcher can serve as your student's bridge to all available campus resources.



BEYOND CAMPUS – CHICO POLICE

- As with on-campus safety a student's first line of defense in an emergency off-campus is to call "911"
- Living off campus means that students will fall under the protection of the City of Chico Police Department – [530-897-4900](tel:530-897-4900)
- Chico Police are very familiar with the student community so student's should not hesitate to call when necessary.




STUDENT RESOURCES

- Accessibility Resource Center;
- Basic Needs Project;
- Counseling and Wellness Center;
- Health Center;
- Office of Diversity & Inclusion;
- Off-Campus Student Services;
- CARE Team;
- Safe Place; and
- Alcohol and Drug Education Center

CSU The California State University

ASSISTING STUDENTS IN DISTRESS



RESPONSE PROTOCOL	
Follow the table to determine who to contact when faced with a distressed or distressing student.	
Situation	Contact
The student's conduct is clearly and imminently reckless, disorderly, dangerous, or threatening including self-harm behavior.	Call 911 or Campus Police
The student shows signs of distress but I am unsure how serious it is. My interaction has left me feeling uneasy and/or really concerned about the student.	Consult with colleagues at the Counseling & Wellness Center
I'm not concerned for the student's immediate safety, but he or she is having significant academic and/or personal issues and could use some support or additional resources.	Refer students to an appropriate campus resource

CAMPUS RESOURCES

California State University, Chico

Counseling & Wellness	(530) 898-6345
Student Health Service	(530) 898-5241
Campus Drug and Alcohol Education Center (CADEC)	(530) 898-6450
Safe Place (Support for victims of violence)	(530) 898-3030
Butte County Crisis Line (24/7)	(530) 891-2810

For more information on promoting the mental health of our students, check out
UMatter at Chico State
www.csuchico.edu/umatter

SEE SOMETHING. SAY SOMETHING. DO SOMETHING.

CHICO STATE ID CARD

**RIDE FREE WITH A
STUDENT ID!**




National Suicide Prevention Lifeline:
1-800-273-8255

Crisis Text Line:
Text HOME to 741741

Butte County Crisis Line:
530-891-2810

Chico State Counseling Center:
530-898-6345

Library# 47588302039485



STUDENT TRAINING

- Not Anymore – a video based sexual misconduct prevention program.
- AlcoholEDU – an interactive online alcohol education program.
- Reach Out and Respond: a peer lead bystander intervention program.
- Active Shooter – Outlining the “Run, Hide, Fight” survival method.
- R.A.D. System of Self Defense Training – an interactive “hands-on” self defense program. Contact UPD for more info.
- Next class is TBD.

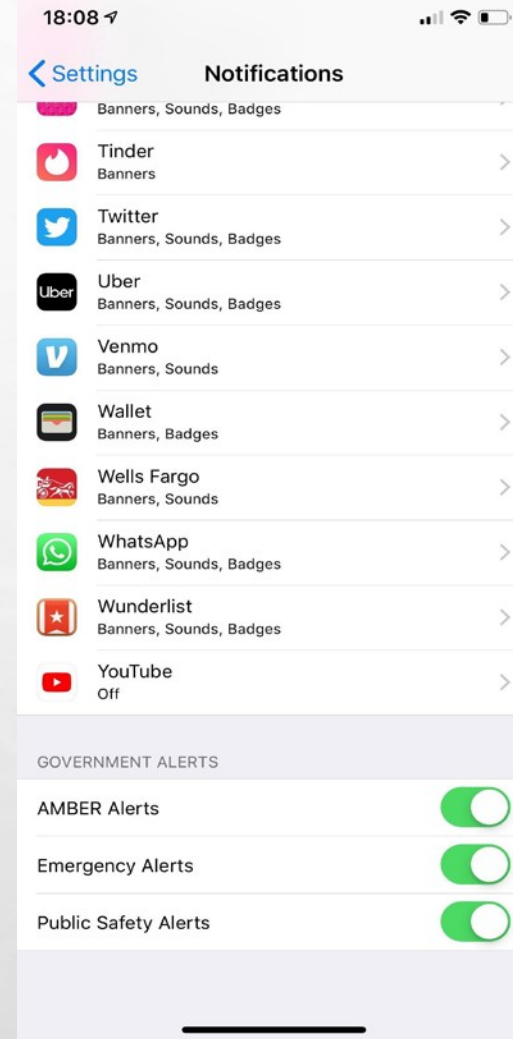


IN CASE OF EMERGENCY...

- Summer is a great time to ensure that your student has ICE info on their mobile phone.
- Your student should always have their phone locked with a passcode or touch ID but there is a way public safety personnel can access emergency contact information when needed.
- Google “How to add emergency contacts to my phone’s lock screen.”



GOVERNMENT ALERTS



CHICO STATE ALERTS

- The University sends notice of on-campus emergency situations to students, faculty and staff
- Messages are sent via a call to mobile number, text message, email.
- Chico State Alerts is considered an opt-in system. You must enter your information
- **Google Search: “Chico State Alerts.”**



CHICO STATE ALERTS

SOCIAL MEDIA PRIVACY SETTINGS

- Encourage your student to take the time to adjust the privacy settings on all their social media accounts so that only those they trust know their information and whereabouts.
- It may be second nature to check-in on various social media platforms or update sites with plans for the evening but everyone should not be able to access that information.



CAMPUS SAFETY SHUTTLE

- Campus Connection provides students a free, safe and reliable way to travel on-campus after dark. Call 530.898.5555 or search “Chico State Campus Connection” for more information.
- The Campus Connection Shuttle operates every night from 6:00pm to midnight during the fall and spring semesters.



KEEP IN TOUCH

- Encourage your student to “check-in” with family or friends should they be planning to do something different from their normal routine.
- You don’t need to know where they are or who they are with at all times but if they’re going out of town or taking a solo trip somewhere it’s always a good idea for them to let you or friends know where they are going and when they’ll be back.



INTERACTING WITH PERSONS EXPERIENCING HOMELESSNESS

Be Safe - If you feel unsafe, leave. Report suspicious persons or behaviors to UPD.

Be Kind – Homelessness is not a crime. Treat others the way you'd like to be treated.

Be Helpful – There are many ways you can help. For example, consider donating to the Downtown Chico *Make Change Count* donation meters. Make your donation count in a positive way, instead of enabling detrimental behaviors.



PEPPER SPRAY

- Pepper spray, in a container 2.5 ounces or less, may be carried on campus and can be used for self-defense.
- UPD recommends the OC canister be carried in a dedicated accessory bag attached to the outside of a student's backpack.
- Guns, tasers, long fixed-blade knives are not allowed on campus.



GENERAL SAFETY TIPS – ON CAMPUS

- Stick to well-travelled and well-populated routes. At night, take routes that you are familiar with and that are well lit. Use the Campus Connection Shuttle.
- Whenever possible, travel with a friend or in a group. There is safety in numbers.
- Don't hesitate to report suspicious persons or activities, or if you feel unsafe.
- Familiarize yourself with the campus and the emergency phone locations on campus.
- Make an effort to be aware of what is going on around you at all times.



GENERAL SAFETY TIPS – DORM OR APARTMENT

- Be sure to use the main entrance whenever possible. Never let anyone in that you don't know.
- Make sure to keep your dorm room locked, especially when alone in the room or sleeping.
- If you lose your apartment or room key, report it immediately to your manager or RA.
- If you can, keep all valuable personal items and documents locked away in a drawer or safe inside your dorm room or apartment.
- If you have a car, park in a well-lit location and keep it locked at all times. Do not store personal property inside your vehicle.
- Do not leave windows open. Close them and lock them when you're away or at night.

GENERAL SAFETY TIPS – PARTIES AND SOCIAL EVENTS

- Know your drinking limits and stay well within them. Know when to quit and when to leave situations that encourage you to continue consuming past your limit. Do not mix drugs and alcohol and do not accept them from someone you don't know and trust.
- Watch your drink as it's being made or poured and do not leave it unattended.
- Always have a designated driver/walker. Use Uber/Lyft.
- When on a date, make sure someone you trust knows whom you are with, where you are going, and when you expect to get home. Make sure your date understands the rules of verbal and sober consent and that you have consent before engaging in any sexual behavior.



GENERAL SAFETY TIPS – OFF CAMPUS

- Be sure to become informed about your new community. Learn about the “good parts” and “bad parts” of town and remain aware of your surroundings at all times.
- Familiarize yourself with the location of police and fire stations, and the Enloe Hospital Emergency Room. If you feel you are being followed or unsafe for other reasons, do not hesitate to go to the nearest station immediately.
- If living off-campus, be particularly mindful of fire safety. Check to ensure your smoke alarms are working and plan for what you would do in an emergency.
- If living off-campus and planning to be away between semesters or for a holiday, take your valuables with you if you can. Be sure your landlord or trusted neighbors know that you’ll be away and when you intend to return.

GENERAL SAFETY TIPS – COMMON PROPERTY CRIMES

Email, Phone, Wired Fund Scams- Don't respond to strange emails or calls. There aren't actually any professors working overseas who need an assistant for \$2,500/weekly. And no employers should be paying their employees via Apple giftcards...

Bicycles and Laptops- Lock your bicycle using a quality U-lock, multiple ones through both wheels if possible. Keep your laptop and backpacks with you at all times. Don't leave that thousand-dollar computer on the table while you use the restroom. It'll walk away...



WHAT TO DO IF YOU ARE THE VICTIM OF A CRIME

- Call the police: the sooner the better. UPD connects victims to advocacy groups. Getting the authorities involved will help you move towards recovery.
- Seek medical attention: Medical personnel will also connect you with support and advocacy organizations.
- Consult legal counsel: Attorneys can help you determine all your legal options.
- Seek a civil protection order: If you are the victim of an assault, you have the right to file a civil protection order to ensure your future safety.
- Request housing and/or academic accommodations: This may help to remove you from the situation and puts you in contact with a network of departments dedicated to your recovery.
- Create an on-going safety plan: The police can help with this step.



QUESTIONS?

