



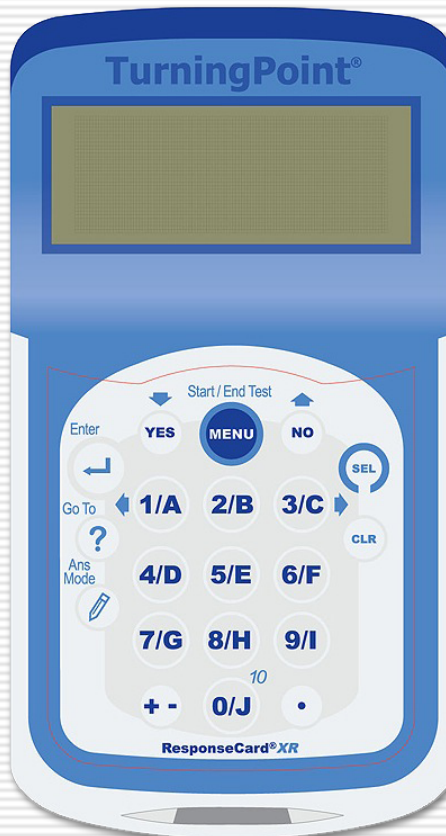
# Registering in Blackboard

## Before Using the Keypad in Class

**Before you use your keypad in class, you must register it with Blackboard Vista (if instructed to do so by your professor).**

**This will ensure that you receive credit for your answers and attendance. You only need to do this once each semester.**

**If for some reason, you replace your keypad, you should re-register the new keypad and let your instructor know.**



## Accessing Blackboard (WebCT) Vista



- o Complete instructions are at [http://www.csuchico.edu/tlp/vista/student\\_support/](http://www.csuchico.edu/tlp/vista/student_support/)
- o Log into the portal (<http://portal.csuchico.edu>) and find your course in My Courses. Click on the selected course.
- o After you click on the link from Vista, it's a good idea to bookmark that page so you do not have to continue going from WebCT to Vista.
- o NOTE: You have to be enrolled in your course before you have access to Vista. If you just added the course it could take up to 24 hours to gain access to Vista.
- o Get help from student computing at: <http://www.csuchico.edu/stcp/about/gethelp.shtml>

## Register the Keypad


Once you have logged into the course, find the keypad registration icon and click on it.

A screenshot of a Blackboard course page. On the left is a 'Course Tools' sidebar with options like Course Content, Announcements, Assessments, Discussions, Mail, Search, and Web Links. The main content area shows a 'Welcome to Math 101 !!!' message. Below the message, there are several links: 'Register Your Clicker' (circled in red), 'Syllabus Fall 2007' (with a PDF icon), 'Math 101 - Syllabus', and 'Keypad (Clicker) Resources'. The background of the main content area features a chalkboard with mathematical equations and numbers.


**Note: when you click on the link, you may get a warning that the security certificate is invalid. It is safe to ignore the warning and proceed with the registration.**

## Not yet Registered

The keypad registration page should indicate that your keypad is not yet registered.



### Keypad Registration



Please enter your Response Device ID in the field provided below. Tracking of these IDs is essential for proper grading of classroom quizzes and participation, so please be sure to copy the ID exactly as it is written.

**Note: This will create a general calendar entry with the information, please do not change or delete this entry.**

If you are using a ResponseCard, the ID can be found on the back of the card, where it is the 6 characters directly below the barcode.

Response Device ID:

Confirm Response Device ID:

Your currently registered Response Device ID is: N/A

## Keypad Device ID

Your Keypad has a unique identification, look for your 6 digit "Device ID" on the back, just below the bar code.

The Device ID is a combination of the numbers 0-9 and/or the letters A-F (no letter "O")



## Enter Device ID

Enter the Device ID into the first field



### Keypad Registration



Please enter your Response Device ID in the field provided below. Tracking of these IDs is essential for proper grading of classroom quizzes and participation, so please be sure to copy the ID exactly as it is written.

**Note: This will create a general calendar entry with the information, please do not change or delete this entry.**

If you are using a ResponseCard, the ID can be found on the back of the card, where it is the 6 characters directly below the barcode.

Response Device ID:

Confirm Response Device ID:

Your currently registered Response Device ID is: N/A

Submit

Cancel

## Confirm the Device ID

Enter the Device ID again into the confirmation field and press Submit



### Keypad Registration



Please enter your Response Device ID in the field provided below. Tracking of these IDs is essential for proper grading of classroom quizzes and participation, so please be sure to copy the ID exactly as it is written.

**Note: This will create a general calendar entry with the information, please do not change or delete this entry.**

If you are using a ResponseCard, the ID can be found on the back of the card, where it is the 6 characters directly below the barcode.

Response Device ID:

Confirm Response Device ID:

Your currently registered Response Device ID is: N/A

Submit

Cancel

## Successful Registration

**Successful registration is indicated and the Keypad ID is shown at the bottom**

**Chico**



*Today Decides Tomorrow*

### Keypad Registration



Please enter your Response Device ID in the field provided below. Tracking of these IDs is essential for proper grading of classroom quizzes and participation, so please be sure to copy the ID exactly as it is written.

**Note: This will create a general calendar entry with the information, please do not change or delete this entry.**

If you are using a ResponseCard, the ID can be found on the back of the card, where it is the 6 characters directly below the barcode.

Response Device ID:

Confirm Response Device ID:

Keypad Successfully added to WebCT

Your currently registered Response Device ID is

## Return to WebCT

**Click the button to close the window and return to WebCT**

**Chico**



*Today Decides Tomorrow*

### Keypad Registration



Please enter your Response Device ID in the field provided below. Tracking of these IDs is essential for proper grading of classroom quizzes and participation, so please be sure to copy the ID exactly as it is written.

**Note: This will create a general calendar entry with the information, please do not change or delete this entry.**

If you are using a ResponseCard, the ID can be found on the back of the card, where it is the 6 characters directly below the barcode.

Response Device ID:

Confirm Response Device ID:

Keypad Successfully added to WebCT

Your currently registered Response Device ID is:

## Changing the Registration

**You may change the Device ID at any time by following the same procedure. Just make sure to let your professor know that you have changed the registration!**



### Keypad Registration



Please enter your Response Device ID in the field provided below. Tracking of these IDs is essential for proper grading of classroom quizzes and participation, so please be sure to copy the ID exactly as it is written.

**Note: This will create a general calendar entry with the information, please do not change or delete this entry.**

If you are using a ResponseCard, the ID can be found on the back of the card, where it is the 6 characters directly below the barcode.

Response Device ID:   
Confirm Response  
Device ID:

Your currently registered Response Device ID is: 00126B